

KEY FACTS ON FAMILY FOUNDATIONS

Grantmaker Data, 2010

The Foundation Center has identified 38,671 grantmaking independent foundations with measurable donor or donor-family involvement.¹ These “family foundations” represent more than half of all independent foundations and account for similar shares of independent foundations’ giving and assets, while they make up a much larger share of new gifts and bequests from donors.

Between 2009 and 2010, giving by grantmaking family foundations rose 1.1 percent. This increase follows a 3.4 percent decline from the prior year.

¹Family foundations are not legally distinct from other independent foundations, requiring the Foundation Center to identify them using several objective and subjective criteria. These criteria include independent foundations with “family” or “families” in their name, a living donor whose surname matches the foundation name, or at least two trustee surnames that match a living or deceased donor’s name, along with any independent foundations that self-identify as family foundations on annual Foundation Center surveys.

Summary Statistics for Grantmaking Family Foundations, 2009 and 2010

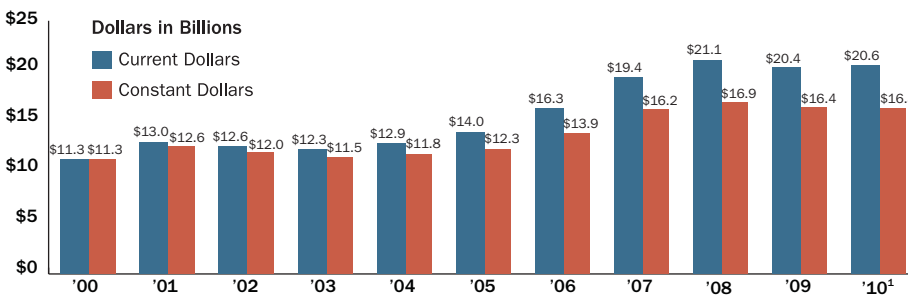
	2009	2010 ¹	% Change ²
No. of Foundations	37,804	38,671	2.3
Total Giving	\$20,406,369	\$20,622,174	1.1
Total Assets	\$258,017,926	\$279,586,642	8.4
Gifts Received	\$18,533,391	\$18,533,942	0.0

Note: Dollars in thousands. Excludes 2,990 family foundations that did not report giving in the latest fiscal year. These foundations held \$2.9 billion in assets in 2010 and reported gifts received totaling \$1.3 billion.

¹Figures for 2010 are preliminary.

²Percent change represents current dollars.

Inflation-adjusted Family Foundation Giving, 2000 to 2010



¹Figures for 2010 are preliminary.

\$20.6 billion

Giving by family foundations in 2010

1.1%

Increase in family foundation giving between 2009 and 2010

38,671

Number of grantmaking family foundations in 2010

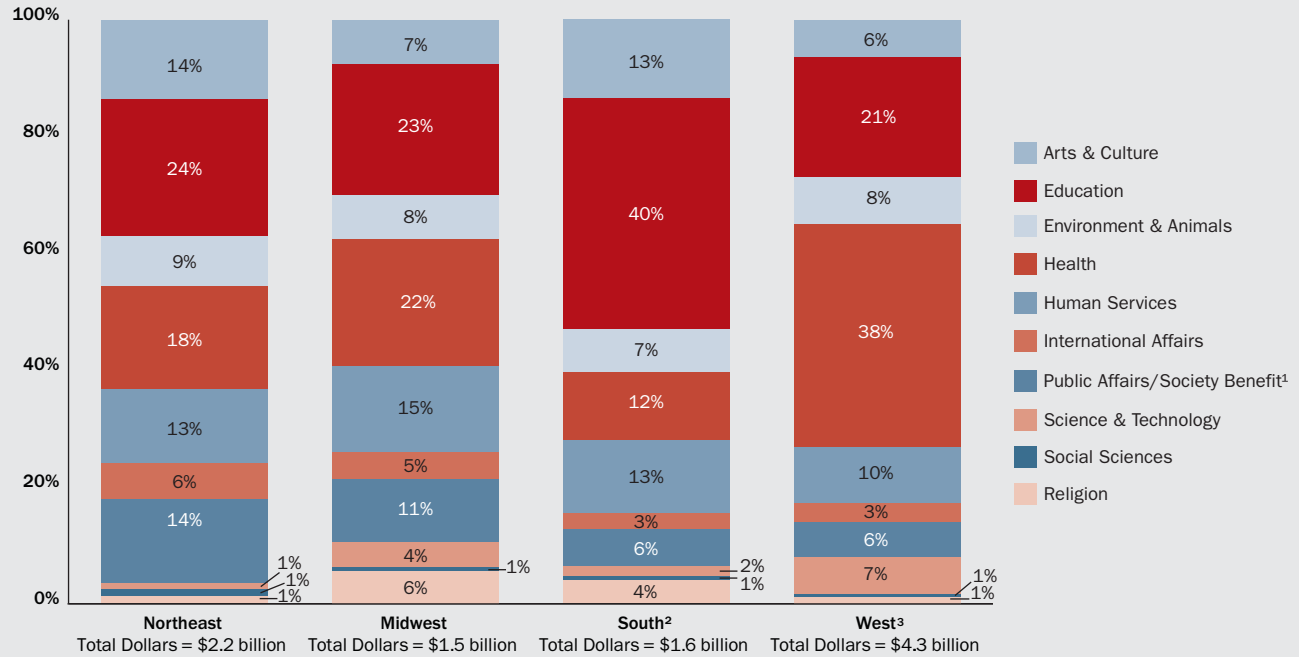
49%

Share of family foundations reporting less than \$50,000 in giving in 2010

63%

Family foundation giving as a share of all independent foundation giving in 2010

Education was the top priority of larger family foundations in three of the four major regions in 2010



Note: Based on all grants of \$10,000 or more awarded by a sample of 605 larger family foundations. Due to rounding, figures may not total 100 percent.

¹Includes civil rights and social action, community improvement and development, philanthropy and voluntarism, and public affairs.

²Figures for the South exclude the District of Columbia. The DC-based family foundations in the sample awarded grants totaling \$63 million.

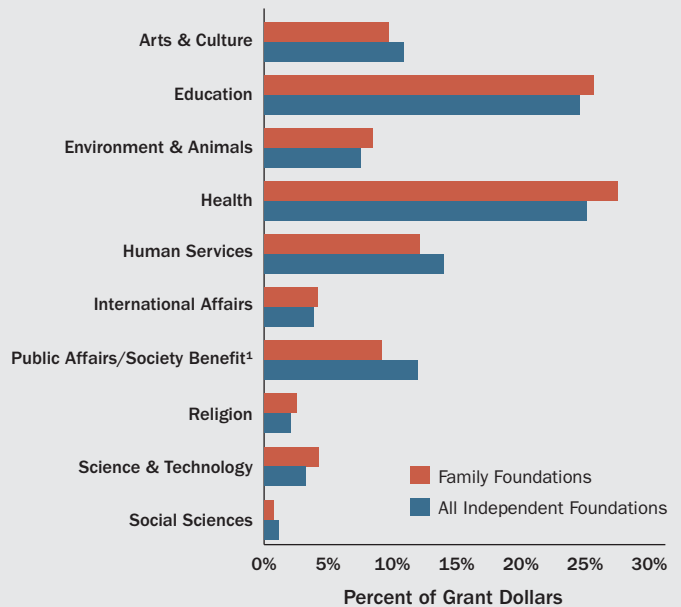
³Excluding the Bill & Melinda Gates Foundation—the nation's largest foundation—education ranked first among the funding priorities of Western foundations (23.9 percent), followed by environment and animals (15 percent), health (14.7 percent), science and technology (12.6 percent), human services (10.8 percent), arts and culture (10.1 percent), public affairs/society benefit (7.8 percent), religion (2.2 percent), international affairs (2 percent), and the social sciences (0.8 percent).

Giving Patterns, 2010

Larger family foundations included in the Foundation Center's 2010 grants sample¹ were more likely to provide funding for education, environment and animals, health, international affairs, religion, and science and technology than independent foundations overall. They were less likely to give for arts and culture, human services, public affairs/society benefit, and the social sciences. By types of support, family foundations directed similar shares of giving for general and capital support as well as student aid compared to independent foundations overall.

¹The Foundation Center's 2010 grants sample database included all grants of \$10,000 or more awarded by 1,330 of the largest U.S. foundations, including 605 family foundations. The overall sample accounted for roughly half of grant dollars awarded by all of the more than 76,000 active U.S. foundations.

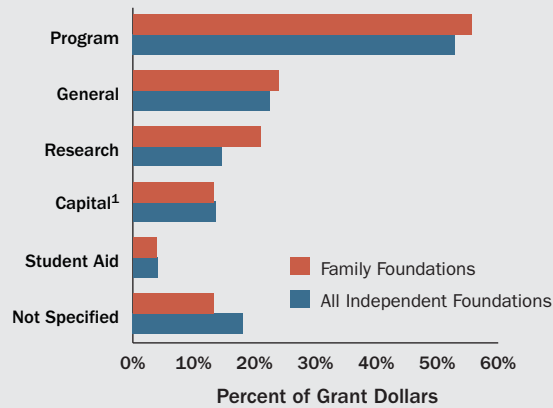
Larger family foundations favored health and education in 2010



Note: Based on all grants of \$10,000 or more awarded by a sample of 982 larger independent foundations, including 605 family foundations.

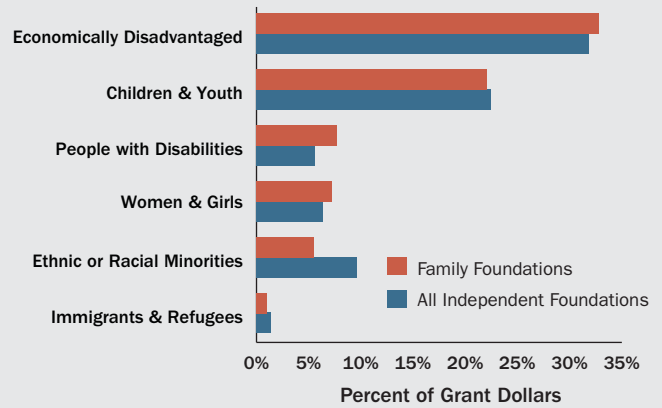
¹Includes civil rights and social action, community improvement and development, philanthropy and voluntarism, and public affairs.

Larger family foundations directed the biggest share of their 2010 giving for programs



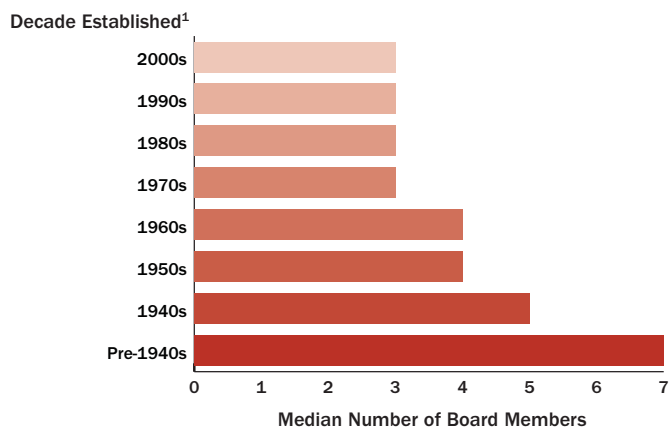
Note: Based on all grants of \$10,000 or more awarded by a sample of 982 larger independent foundations, including 605 family foundations.
¹Capital support includes endowment funds.

Larger family foundations prioritized giving for the economically disadvantaged in 2010



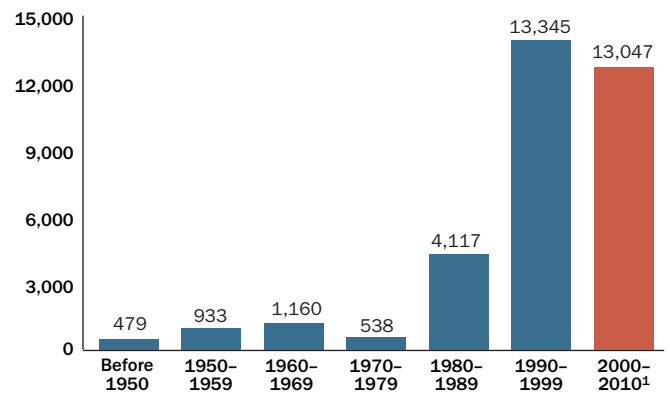
Note: Based on all grants of \$10,000 or more awarded by a sample of 982 larger independent foundations, including 605 family foundations. Chart includes selected beneficiary groups representing at least 1 percent of family foundation grant dollars. Figures represent only grants awarded to groups that could be identified as serving specific populations or grants whose descriptions specified a benefit for a specific population. These figures do not reflect all giving benefiting these groups. In addition, grants may benefit multiple population groups, e.g., a grant for homeless children, and would therefore be counted more than once.

Family foundation board size tends to increase as foundations age



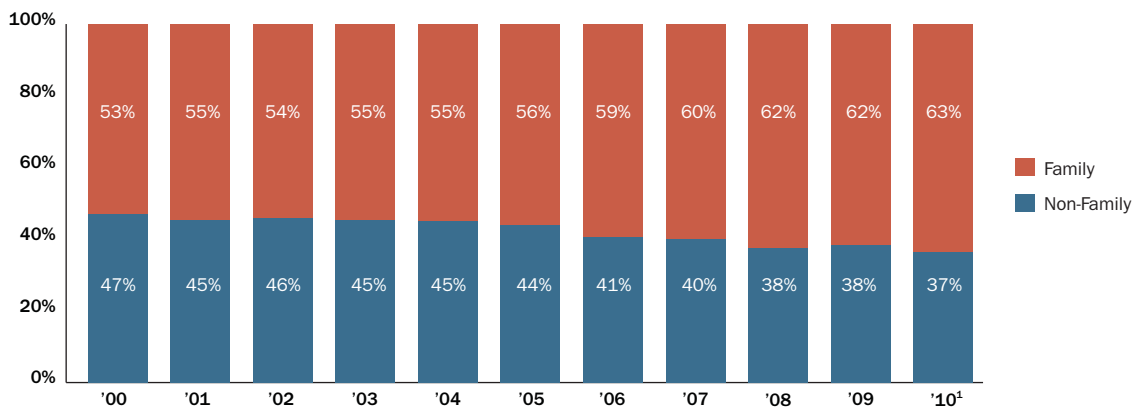
¹Excludes family foundations lacking establishment information.

One-third of family foundations have been established in the 2000s



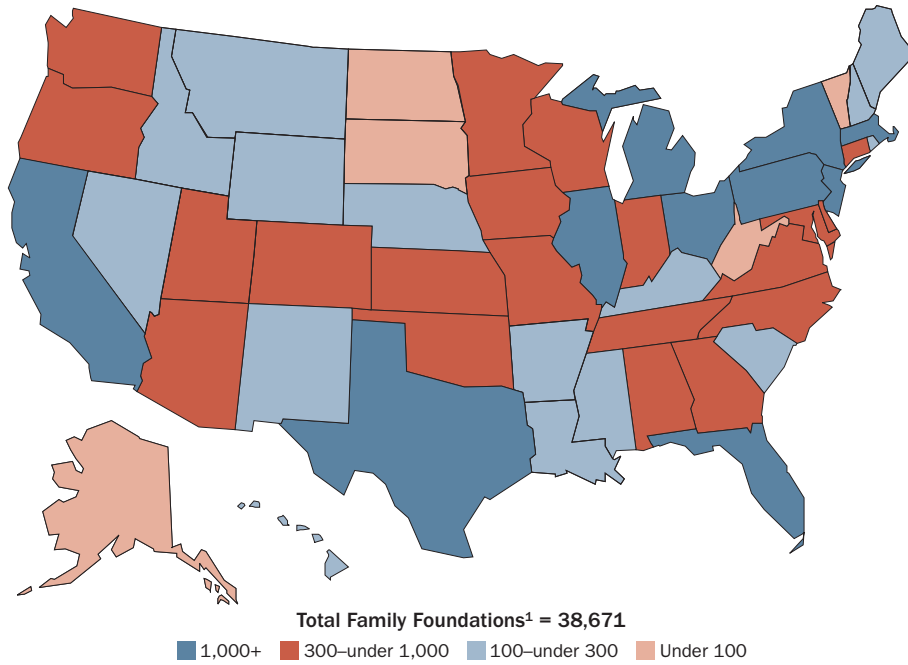
Note: Excludes 5,052 grantmaking family foundations that lack establishment information.
¹Data incomplete for period 2000-2010.

Family foundations accounted for three-fifths of overall giving by independent foundations in 2010



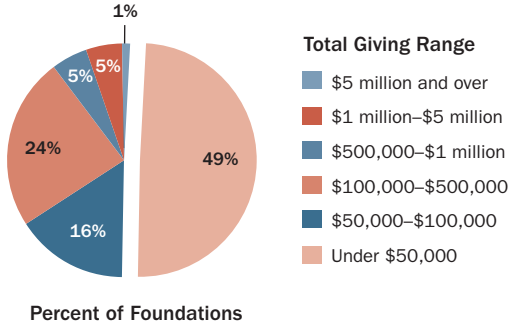
Note: Based on 68,992 grantmaking independent foundations, including 38,671 family foundations. Due to rounding, figures may not total 100 percent.
¹Figures for 2010 are preliminary.

Family Foundations by State, 2010



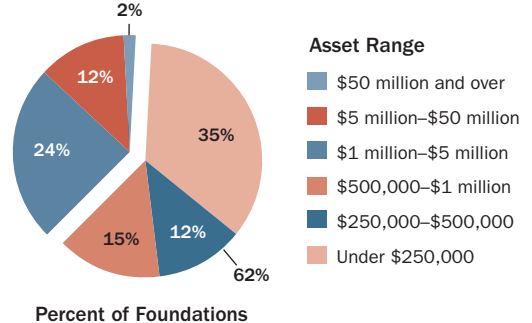
⁴Number of family foundations includes three foundations located in Puerto Rico and six in the Virgin Islands.

Giving: Nearly half of family foundations reported less than \$50,000 in giving in 2010



Note: Based on 38,671 grantmaking family foundations. Excludes 2,990 family foundations that did not report giving in the latest fiscal year. Figures for 2010 are preliminary. Due to rounding, figures may not total 100 percent.

Assets: 62 percent of family foundations reported less than \$1 million in assets in 2010



Note: Based on 38,671 grantmaking family foundations. Excludes 2,990 family foundations that did not report giving in the latest fiscal year. Figures for 2010 are preliminary. Due to rounding, figures may not total 100 percent.

Source for all data:
The Foundation Center

For more information contact Reina Mukai at (212) 807-2485 or rkm@foundationcenter.org. “Key Facts on Family Foundations” is available at foundationcenter.org/gainknowledge/research/nationaltrends.html