

KEY FACTS ON FAMILY FOUNDATIONS

Grantmaker Data, 2008

The Foundation Center has identified 38,339 grantmaking independent foundations with measurable donor or donor-family involvement. These “family foundations” represent more than half of all independent foundations and account for similar shares of independent foundations’ giving, assets, and new gifts and bequests from donors. If all of the nation’s family foundations could be identified, these shares would undoubtedly rise.¹

Between 2007 and 2008, giving by grantmaking family foundations rose 14.4 percent, far surpassing the 5.4 percent increase for foundations overall. Several leading foundations accounted for a significant part of that growth, and the top 25 family foundations together posted close to 25 percent growth in giving.

¹Family foundations are not legally distinct from other independent foundations, requiring the Foundation Center to identify them using several objective and subjective criteria. These criteria include independent foundations with “family” or “families” in their name, a living donor whose surname matches the foundation name, or at least two trustee surnames that match a living or deceased donor’s name, along with any independent foundations that self-identify as family foundations on annual Foundation Center surveys.

Summary Statistics for Grantmaking Family Foundations, 2007 and 2008*

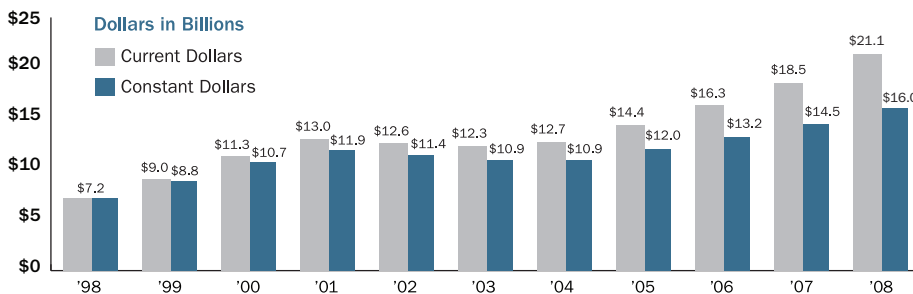
| | 2007 | 2008 | % Change ¹ |
|--------------------|---------------|---------------|-----------------------|
| No. of Foundations | 37,539 | 38,339 | 2.1 |
| Total Giving | \$18,456,214 | \$21,117,277 | 14.4 ² |
| Total Assets | \$294,446,400 | \$246,044,927 | -16.4 |
| Gifts Received | \$23,921,057 | \$19,068,875 | -20.3 |

*Excludes 2,518 family foundations that did not report giving in the latest fiscal year. These foundations held \$1.5 billion in assets in 2008 and reported gifts received totalling \$676 million.

¹Percent change represents current dollars.

²Excluding the Bill & Melinda Gates Foundation, giving increased 11.4 percent.

Inflation-adjusted family foundation giving has more than doubled since 1998



\$21.1 billion

Giving by family foundations in 2008

14%

Increase in family foundation giving between 2007 and 2008

38,339

Number of grantmaking family foundations in 2008

47%

Share of family foundations reporting less than \$50,000 in giving in 2008

62%

Family foundation giving as a share of all independent foundation giving in 2008

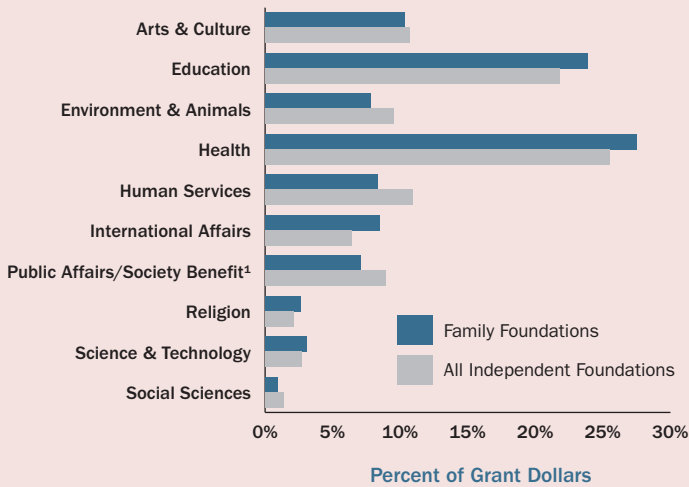
Giving Patterns, 2008

Larger family foundations included in the Foundation Center's 2008 grants sample¹ were more likely to provide funding for education, health, international affairs, religion, and science and technology than independent foundations overall. They were less likely to give for arts and culture, the environment and animals, human services, public affairs/society benefit,

and the social sciences. By types of support, family foundations directed very similar shares of giving for program, general, and capital support compared to independent foundations overall.

¹The Foundation Center's 2008 grants sample database included all grants of \$10,000 or more awarded by 1,490 of the largest U.S. foundations, including 650 family foundations. The overall sample accounted for roughly half of grant dollars awarded by all of the more than 75,000 active U.S. foundations.

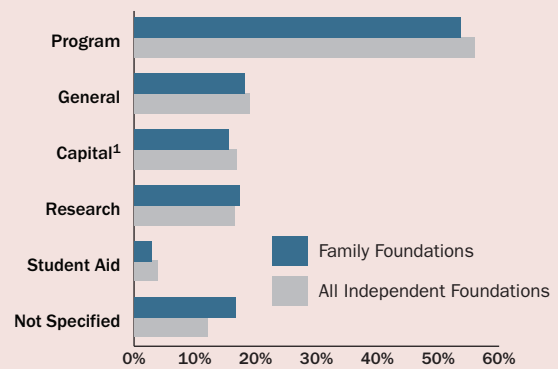
Larger family foundations favored health and education in 2008



Note: Based on all grants of \$10,000 or more awarded by a sample of 1,047 larger independent foundations, including 650 family foundations.

¹Includes civil rights and social action, community improvement and development, philanthropy and voluntarism, and public affairs.

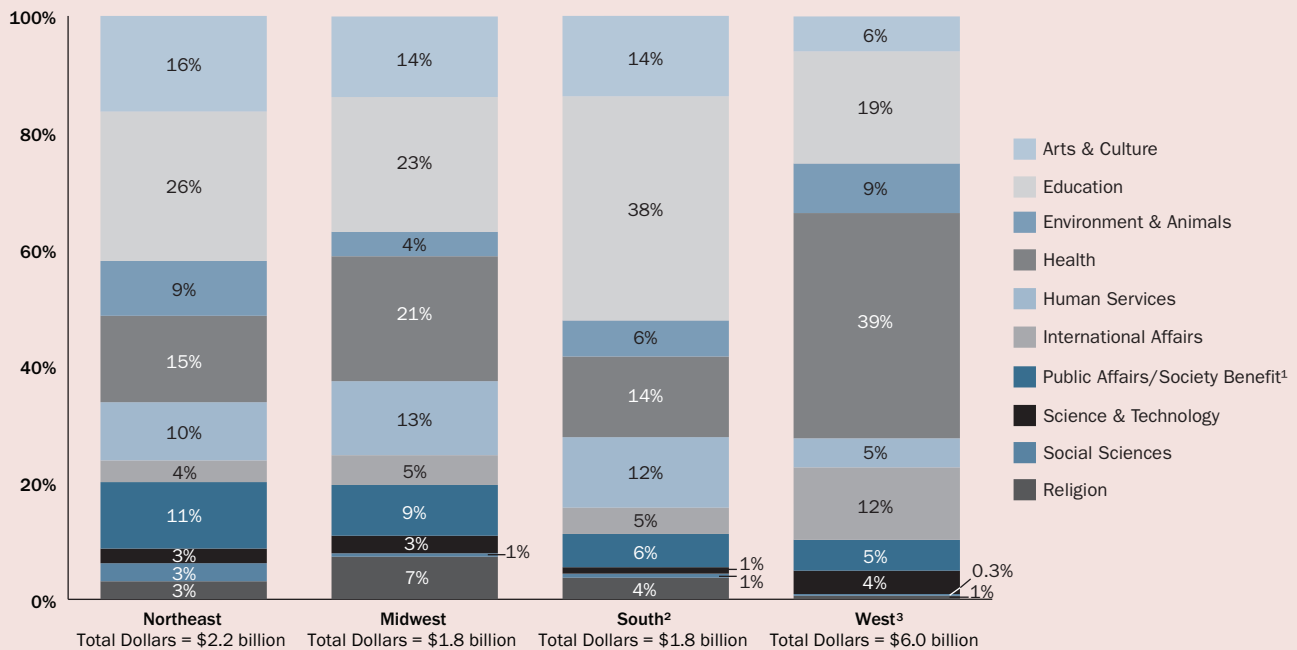
Larger family foundations directed the biggest share of their 2008 giving for programs



Note: Based on all grants of \$10,000 or more awarded by a sample of 1,047 larger independent foundations, including 650 family foundations.

¹Capital Support includes endowment funds.

Education was the top priority of family foundations in three of the four major regions in 2008



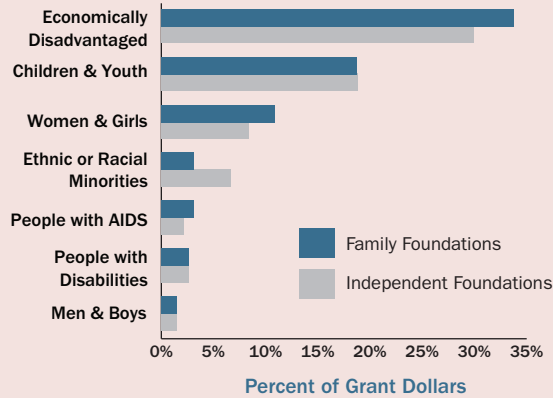
Note: Based on a sample of 650 larger family foundations. Due to rounding, figures may not total 100 percent.

¹Includes civil rights and social action, community improvement and development, philanthropy and voluntarism, and public affairs.

²Figures for the South exclude the District of Columbia. The DC-based family foundations in the sample awarded grants totaling \$60.9 million.

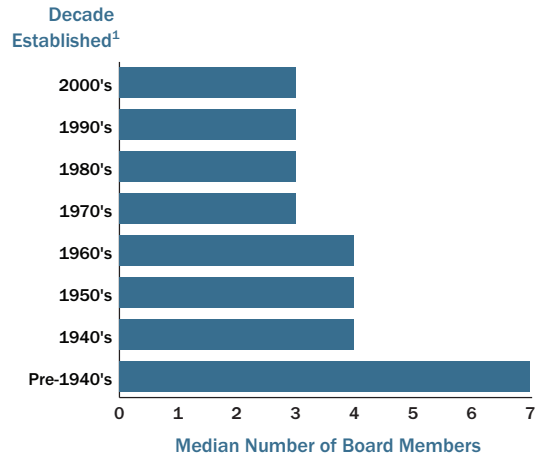
³Excluding the Bill & Melinda Gates Foundation—the nation's largest foundation—education ranked first among the funding priorities of Western foundations (27.3 percent), followed by environment and animals (16.3 percent), health (15.2 percent), arts and culture (12 percent), human services (8.8 percent), science and technology (8.5 percent), public affairs/society benefit (8 percent), international affairs (2.3 percent), religion (1.3 percent), and the social sciences (0.4 percent).

Family foundations prioritized giving for the economically disadvantaged in 2008



Note: Based on a sample of 1,047 larger independent foundations, including 650 family foundations. Chart includes selected beneficiary groups representing at least 1 percent of family foundation grant dollars. Figures represent only grants awarded to groups that could be identified as serving specific populations or grants whose descriptions specified a benefit for a specific population. These figures do not reflect all giving benefiting these groups. In addition, grants may benefit multiple population groups, e.g., a grant for homeless children, and would therefore be counted more than once.

Family foundation board size tends to increase as foundations age



¹Excludes family foundations lacking establishment information.

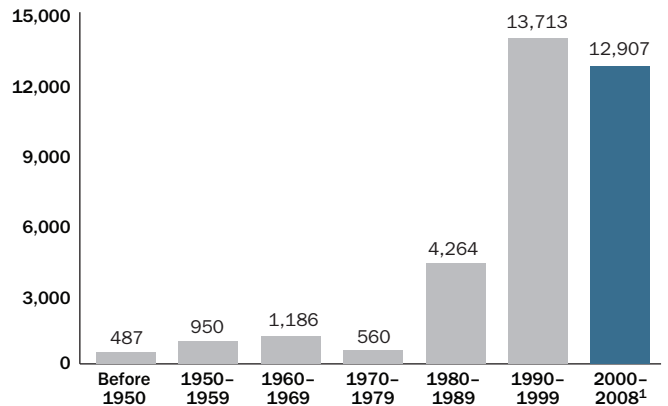
Top 25 Family Foundations by Total Giving, 2008*

| Foundation | State | Total Giving ¹ | Assets | Fiscal Date |
|--|-------|---------------------------|------------------|-------------|
| 1. Bill & Melinda Gates Foundation | WA | \$2,805,251,969 | \$29,889,702,125 | 12/31/2008 |
| 2. Susan Thompson Buffett Foundation | NE | 347,911,661 | 2,517,560,936 | 12/31/2008 |
| 3. Lilly Endowment | IN | 336,551,359 | 5,718,809,817 | 12/31/2008 |
| 4. David and Lucile Packard Foundation | CA | 301,979,479 | 4,650,858,492 | 12/31/2008 |
| 5. Gordon and Betty Moore Foundation | CA | 261,740,279 | 4,509,705,996 | 12/31/2008 |
| 6. T. Boone Pickens Foundation | TX | 176,692,885 | 8,748,656 | 12/31/2008 |
| 7. Walton Family Foundation | AR | 168,874,434 | 1,948,806,804 | 12/31/2008 |
| 8. Eli & Edythe Broad Foundation | CA | 116,505,375 | 1,348,976,378 | 12/31/2008 |
| 9. Michael and Susan Dell Foundation | TX | 108,955,421 | 945,717,769 | 12/31/2008 |
| 10. Bernard Osher Foundation | CA | 100,256,114 | 166,066,198 | 12/31/2008 |
| 11. McKnight Foundation | MN | 99,486,687 | 1,582,042,000 | 12/31/2008 |
| 12. Conrad N. Hilton Foundation | NV | 75,537,994 | 811,596,989 | 12/31/2008 |
| 13. Tosa Foundation | CA | 71,732,009 | 462,876,849 | 12/31/2008 |
| 14. Sherwood Foundation | NE | 71,362,887 | 170,371,461 | 12/31/2008 |
| 15. Robertson Foundation | NY | 71,163,079 | 974,063,488 | 11/30/2008 |
| 16. John Templeton Foundation | PA | 70,656,679 | 880,433,745 | 12/31/2008 |
| 17. Richard and Rhoda Goldman Fund | CA | 70,032,067 | 304,026,259 | 12/31/2008 |
| 18. Heinz Endowments | PA | 65,000,095 | 1,205,528,000 | 12/31/2008 |
| 19. William Penn Foundation | PA | 62,974,512 | 1,076,817,288 | 12/31/2008 |
| 20. Richard King Mellon Foundation | PA | 62,750,139 | 1,525,601,452 | 12/31/2008 |
| 21. NoVo Foundation | NY | 56,011,250 | 208,726,090 | 12/31/2008 |
| 22. Gerald and Henrietta Rauenhorst Foundation | MN | 55,435,511 | 270,733,019 | 12/31/2008 |
| 23. Adelson Family Foundation | MA | 54,079,832 | 289,680 | 12/31/2008 |
| 24. W. M. Keck Foundation | CA | 53,116,000 | 869,957,000 | 12/31/2008 |
| 25. Omidyar Network Fund | CA | 50,452,358 | 242,464,334 | 12/31/2008 |

*The Annenberg Foundation (CA) was omitted from the list because updated fiscal information was not available.

¹Includes grants, scholarships, and employee matching gifts; excludes set-asides, loans, PRIs, and program expenses.

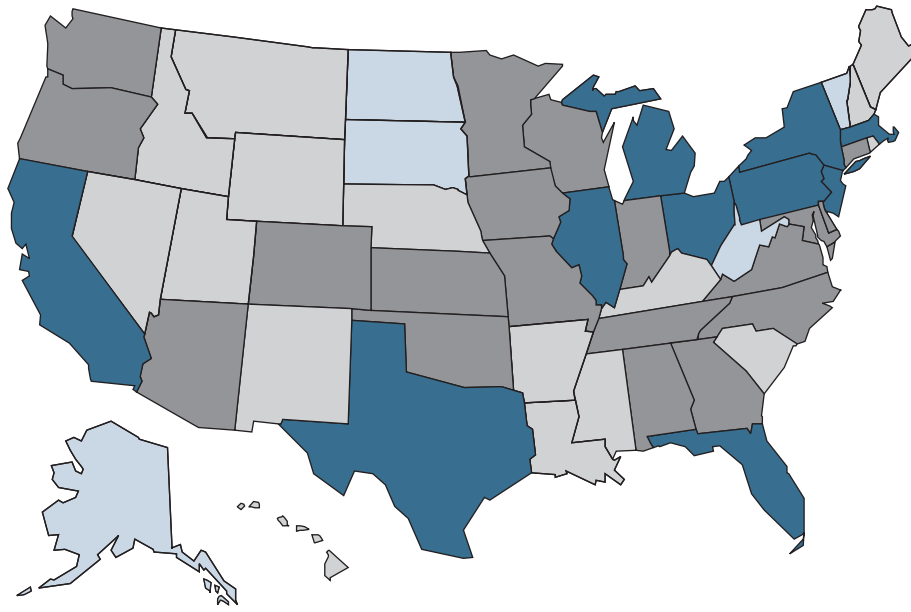
One-third of family foundations have been established in the 2000s



Note: Excludes 4,272 grantmaking family foundations that lack establishment information.

¹Data incomplete for period 2000-2008.

Family Foundations by State, 2008

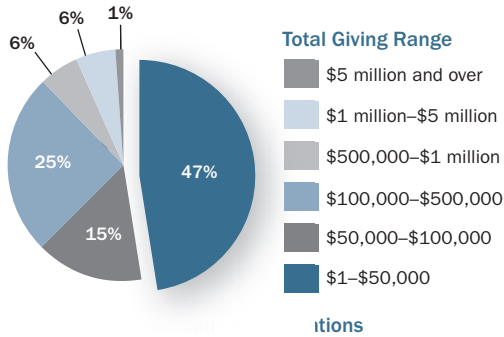


Total Family Foundations¹ = 38,339

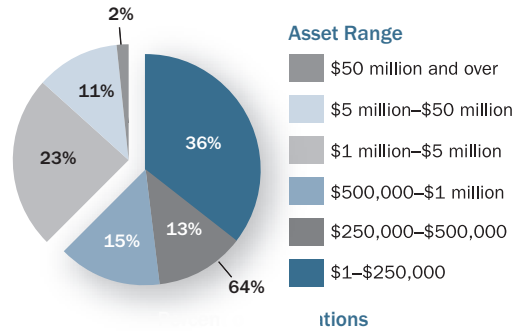
■ 1,000+ ■ 300—under 1,000 ■ 100—under 300 ■ Under 100

¹Number of family foundations includes three foundations located in Puerto Rico and six in the Virgin Islands.

Giving: 47 percent of family foundations reported less than \$50,000 in giving in 2008



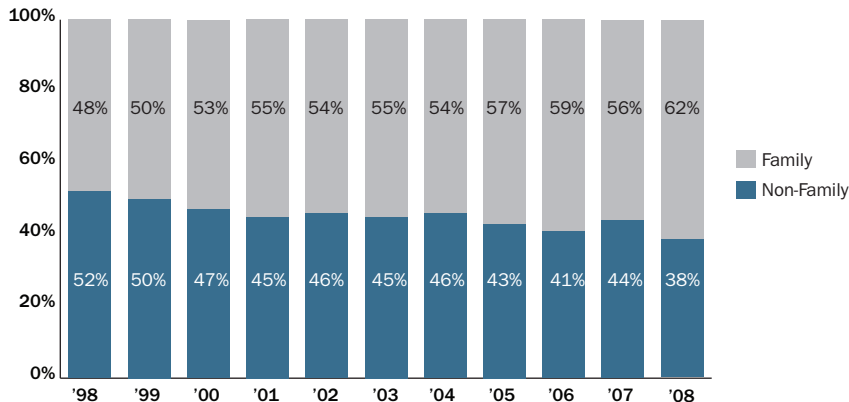
Assets: 64 percent of family foundations reported less than \$1 million in assets in 2008



Note: Based on 38,339 grantmaking family foundations. Excludes 2,518 family foundations that did not report giving in the latest fiscal year. Figures for 2008 are preliminary. Due to rounding, figures may not total 100 percent.

Note: Based on 38,339 grantmaking family foundations. Excludes 2,518 family foundations that did not report giving in the latest fiscal year. Figures for 2008 are preliminary. Due to rounding, figures may not total 100 percent.

Family foundations accounted for over three-fifths of giving by independent foundations in 2008



Note: Based on 67,379 grantmaking independent foundations, including 38,339 family foundations. Due to rounding, figures may not total 100 percent.

Source for all data:
The Foundation Center

For more information contact
Reina Mukai at (212) 807-2485
or rkm@foundationcenter.org.
“Key Facts on Family Foundations”
is available at
[foundationcenter.org/gainknowledge/
research/nationaltrends.html](http://foundationcenter.org/gainknowledge/research/nationaltrends.html)