

KEY FACTS ON FAMILY FOUNDATIONS

Grantmaker Data, 2008

The Foundation Center has identified 38,339 grantmaking independent foundations with measurable donor or donor-family involvement. These “family foundations” represent more than half of all independent foundations and account for similar shares of independent foundations’ giving, assets, and new gifts and bequests from donors. If all of the nation’s family foundations could be identified, these shares would undoubtedly rise.¹

Between 2007 and 2008, giving by grantmaking family foundations rose 14.4 percent, far surpassing the 5.4 percent increase for foundations overall. Several leading foundations accounted for a significant part of that growth, and the top 25 family foundations together posted close to 25 percent growth in giving.

¹Family foundations are not legally distinct from other independent foundations, requiring the Foundation Center to identify them using several objective and subjective criteria. These criteria include independent foundations with “family” or “families” in their name, a living donor whose surname matches the foundation name, or at least two trustee surnames that match a living or deceased donor’s name, along with any independent foundations that self-identify as family foundations on annual Foundation Center surveys.

Summary Statistics for Grantmaking Family Foundations, 2007 and 2008*

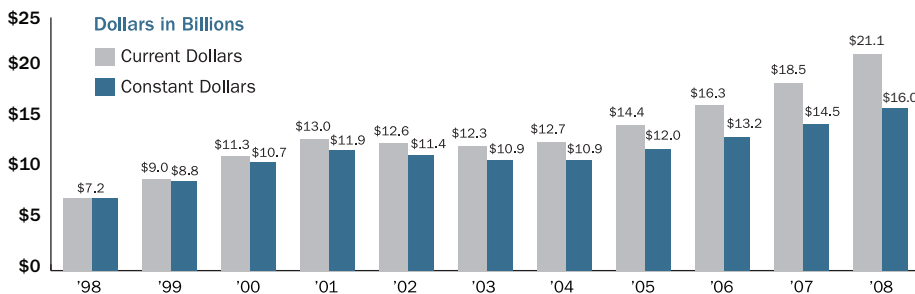
	2007	2008	% Change ¹
No. of Foundations	37,539	38,339	2.1
Total Giving	\$18,456,214	\$21,117,277	14.4 ²
Total Assets	\$294,446,400	\$246,044,927	-16.4
Gifts Received	\$23,921,057	\$19,068,875	-20.3

*Excludes 2,518 family foundations that did not report giving in the latest fiscal year. These foundations held \$1.5 billion in assets in 2008 and reported gifts received totalling \$676 million.

¹Percent change represents current dollars.

²Excluding the Bill & Melinda Gates Foundation, giving increased 11.4 percent.

Inflation-adjusted family foundation giving has more than doubled since 1998



\$21.1 billion

Giving by family foundations in 2008

14%

Increase in family foundation giving between 2007 and 2008

38,339

Number of grantmaking family foundations in 2008

47%

Share of family foundations reporting less than \$50,000 in giving in 2008

62%

Family foundation giving as a share of all independent foundation giving in 2008

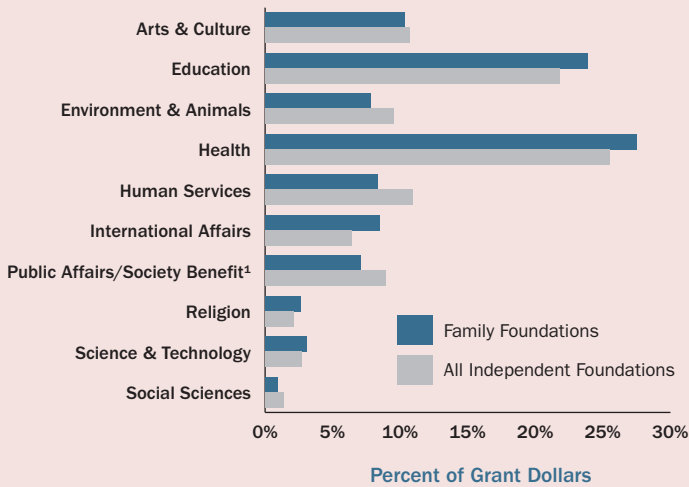
Giving Patterns, 2008

Larger family foundations included in the Foundation Center's 2008 grants sample¹ were more likely to provide funding for education, health, international affairs, religion, and science and technology than independent foundations overall. They were less likely to give for arts and culture, the environment and animals, human services, public affairs/society benefit,

and the social sciences. By types of support, family foundations directed very similar shares of giving for program, general, and capital support compared to independent foundations overall.

¹The Foundation Center's 2008 grants sample database included all grants of \$10,000 or more awarded by 1,490 of the largest U.S. foundations, including 650 family foundations. The overall sample accounted for roughly half of grant dollars awarded by all of the more than 75,000 active U.S. foundations.

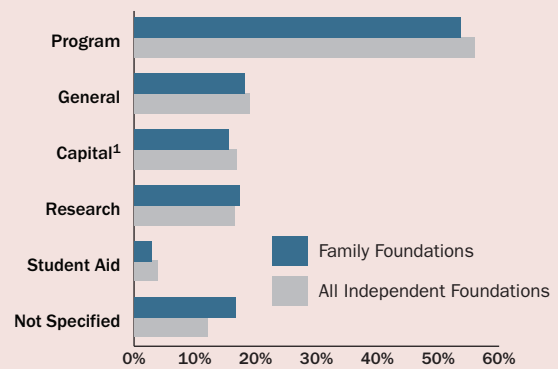
Larger family foundations favored health and education in 2008



Note: Based on all grants of \$10,000 or more awarded by a sample of 1,047 larger independent foundations, including 650 family foundations.

¹Includes civil rights and social action, community improvement and development, philanthropy and voluntarism, and public affairs.

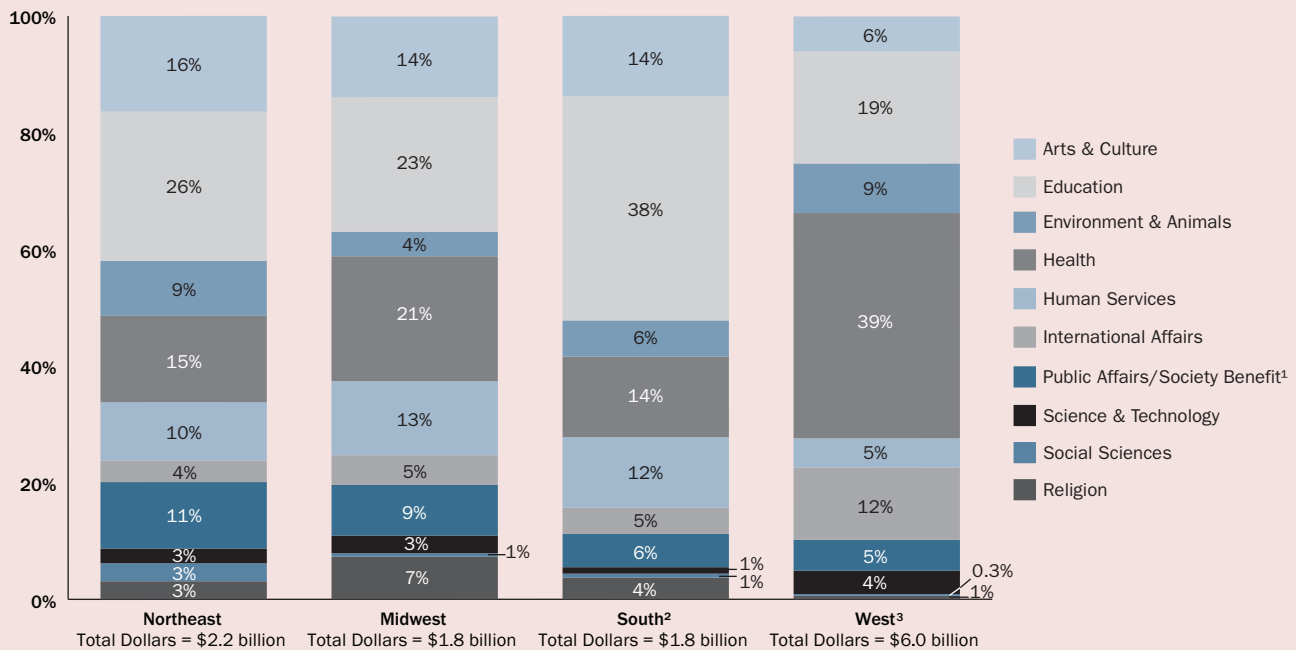
Larger family foundations directed the biggest share of their 2008 giving for programs



Note: Based on all grants of \$10,000 or more awarded by a sample of 1,047 larger independent foundations, including 650 family foundations.

¹Capital Support includes endowment funds.

Education was the top priority of family foundations in three of the four major regions in 2008



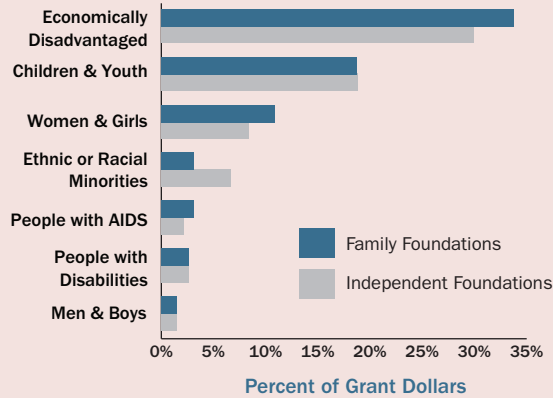
Note: Based on a sample of 650 larger family foundations. Due to rounding, figures may not total 100 percent.

¹Includes civil rights and social action, community improvement and development, philanthropy and voluntarism, and public affairs.

²Figures for the South exclude the District of Columbia. The DC-based family foundations in the sample awarded grants totaling \$60.9 million.

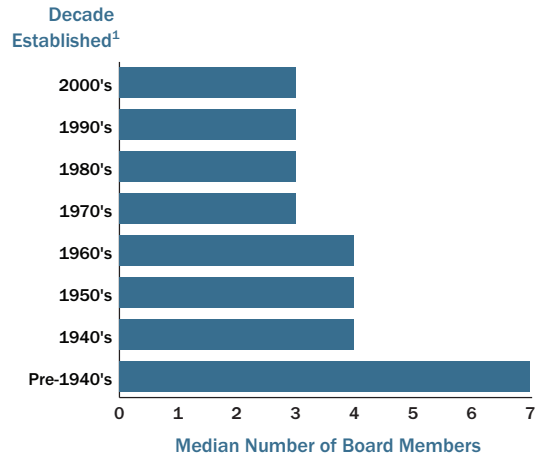
³Excluding the Bill & Melinda Gates Foundation—the nation's largest foundation—education ranked first among the funding priorities of Western foundations (27.3 percent), followed by environment and animals (16.3 percent), health (15.2 percent), arts and culture (12 percent), human services (8.8 percent), science and technology (8.5 percent), public affairs/society benefit (8 percent), international affairs (2.3 percent), religion (1.3 percent), and the social sciences (0.4 percent).

Family foundations prioritized giving for the economically disadvantaged in 2008



Note: Based on a sample of 1,047 larger independent foundations, including 650 family foundations. Chart includes selected beneficiary groups representing at least 1 percent of family foundation grant dollars. Figures represent only grants awarded to groups that could be identified as serving specific populations or grants whose descriptions specified a benefit for a specific population. These figures do not reflect all giving benefiting these groups. In addition, grants may benefit multiple population groups, e.g., a grant for homeless children, and would therefore be counted more than once.

Family foundation board size tends to increase as foundations age



¹Excludes family foundations lacking establishment information.

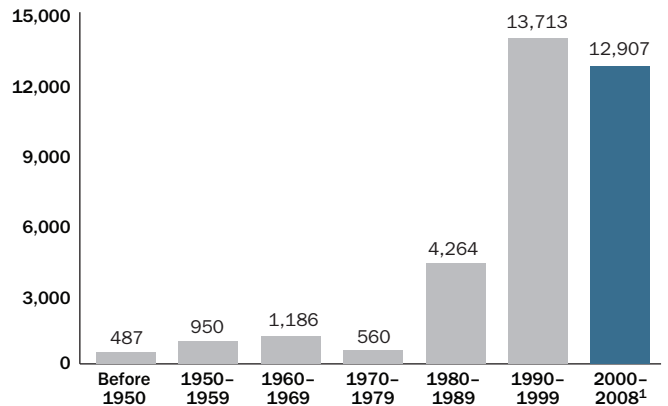
Top 25 Family Foundations by Total Giving, 2008*

Foundation	State	Total Giving ¹	Assets	Fiscal Date
1. Bill & Melinda Gates Foundation	WA	\$2,805,251,969	\$29,889,702,125	12/31/2008
2. Susan Thompson Buffett Foundation	NE	347,911,661	2,517,560,936	12/31/2008
3. Lilly Endowment	IN	336,551,359	5,718,809,817	12/31/2008
4. David and Lucile Packard Foundation	CA	301,979,479	4,650,858,492	12/31/2008
5. Gordon and Betty Moore Foundation	CA	261,740,279	4,509,705,996	12/31/2008
6. T. Boone Pickens Foundation	TX	176,692,885	8,748,656	12/31/2008
7. Walton Family Foundation	AR	168,874,434	1,948,806,804	12/31/2008
8. Eli & Edythe Broad Foundation	CA	116,505,375	1,348,976,378	12/31/2008
9. Michael and Susan Dell Foundation	TX	108,955,421	945,717,769	12/31/2008
10. Bernard Osher Foundation	CA	100,256,114	166,066,198	12/31/2008
11. McKnight Foundation	MN	99,486,687	1,582,042,000	12/31/2008
12. Conrad N. Hilton Foundation	NV	75,537,994	811,596,989	12/31/2008
13. Tosa Foundation	CA	71,732,009	462,876,849	12/31/2008
14. Sherwood Foundation	NE	71,362,887	170,371,461	12/31/2008
15. Robertson Foundation	NY	71,163,079	974,063,488	11/30/2008
16. John Templeton Foundation	PA	70,656,679	880,433,745	12/31/2008
17. Richard and Rhoda Goldman Fund	CA	70,032,067	304,026,259	12/31/2008
18. Heinz Endowments	PA	65,000,095	1,205,528,000	12/31/2008
19. William Penn Foundation	PA	62,974,512	1,076,817,288	12/31/2008
20. Richard King Mellon Foundation	PA	62,750,139	1,525,601,452	12/31/2008
21. NoVo Foundation	NY	56,011,250	208,726,090	12/31/2008
22. Gerald and Henrietta Rauenhorst Foundation	MN	55,435,511	270,733,019	12/31/2008
23. Adelson Family Foundation	MA	54,079,832	289,680	12/31/2008
24. W. M. Keck Foundation	CA	53,116,000	869,957,000	12/31/2008
25. Omidyar Network Fund	CA	50,452,358	242,464,334	12/31/2008

*The Annenberg Foundation (CA) was omitted from the list because updated fiscal information was not available.

¹Includes grants, scholarships, and employee matching gifts; excludes set-asides, loans, PRIs, and program expenses.

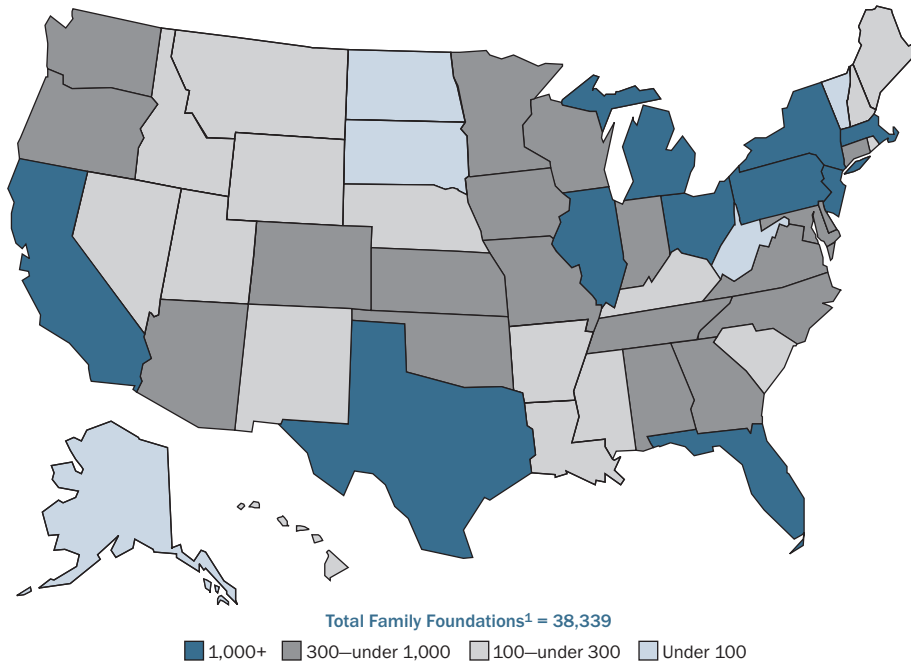
One-third of family foundations have been established in the 2000s



Note: Excludes 4,272 grantmaking family foundations that lack establishment information.

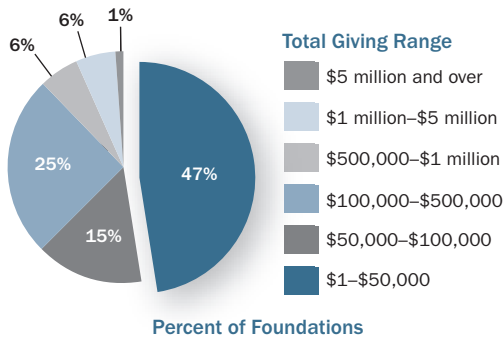
¹Data incomplete for period 2000-2008.

Family Foundations by State, 2008



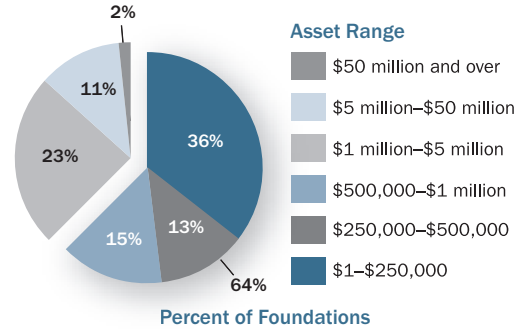
¹Number of family foundations includes three foundations located in Puerto Rico and six in the Virgin Islands.

Giving: 47 percent of family foundations reported less than \$50,000 in giving in 2008



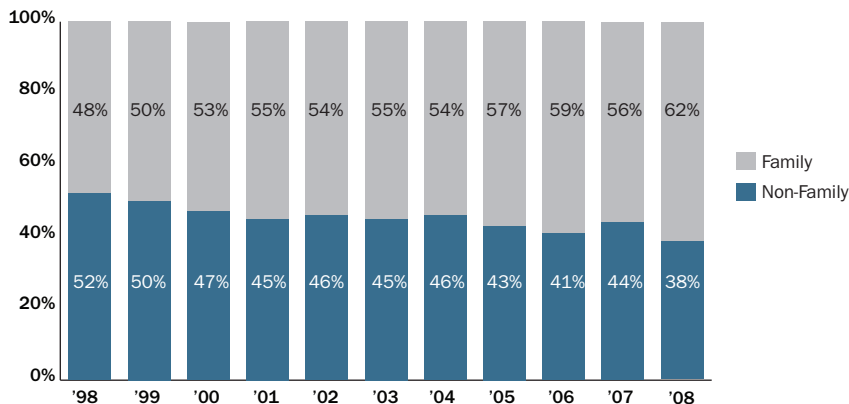
Note: Based on 38,339 grantmaking family foundations. Excludes 2,518 family foundations that did not report giving in the latest fiscal year. Figures for 2008 are preliminary. Due to rounding, figures may not total 100 percent.

Assets: 64 percent of family foundations reported less than \$1 million in assets in 2008



Note: Based on 38,339 grantmaking family foundations. Excludes 2,518 family foundations that did not report giving in the latest fiscal year. Figures for 2008 are preliminary. Due to rounding, figures may not total 100 percent.

Family foundations accounted for over three-fifths of giving by independent foundations in 2008



Note: Based on 67,379 grantmaking independent foundations, including 38,339 family foundations. Due to rounding, figures may not total 100 percent.

Source for all data:
The Foundation Center

For more information contact
Reina Mukai at (212) 807-2485
or rkm@foundationcenter.org.
“Key Facts on Family Foundations”
is available at
[foundationcenter.org/gainknowledge/
research/nationaltrends.html](http://foundationcenter.org/gainknowledge/research/nationaltrends.html)