

COVID-19 Philanthropic Response

June 2020

Key Findings

Amount Committed \$99.5 Million*


85% coming from private foundations

15% coming from a mix of public, non-profits and registered charities



79% of funders are accepting applications from new and existing grantees while **19%** are only accepting from existing grantees

70% of funders intentionally aligned their priorities with those of their communities by being more inclusive in their COVID-19 response



61% of funders' COVID-19 responses have an undetermined **end date**

82% provided unrestricted funding, and **66%** provided restricted funding
6% of foundations provided loans



The majority of funders find that communication and collaboration are crucial to ensure a positive impact within the communities they serve

*50 funders responded to the survey



Funders' COVID-19 responses were in line with PFC's 5 guiding principles

...by being flexible, pragmatic, and proactive in grant-making



42%

Provided funding to support COVID-19 response

34%

Modified reporting procedures and deadlines




34%

Removed restrictions on existing grants

32%

Enabled reallocation of existing grants to COVID-19 related activities



24%

Advanced payments on existing grants

1

...by contributing to emergency funds at the community and national levels



20%

Modified payment schedules and other banking procedures

18%

Modified application processes



12%

Contributed to emergency funds at community and national levels

2

...by protecting the capacity and resilience of nonprofit and charitable organizations



50%

Supported charitable and volunteer-sector development

3

...by supporting advocacy in equity-seeking groups



14%

Provided in-kind support or pro bono services

18%

Of funds went to non-qualified donees



30%

Of funders supported Indigenous organizations

4

...by taking the long view and staying engaged

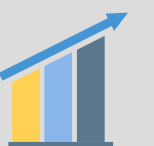


76%

Of funders answered that they were collaborating with other funders

55%

Of funders have increased their disbursement quota



5

What percentage of funders are contributing to the following sectors?

Social services



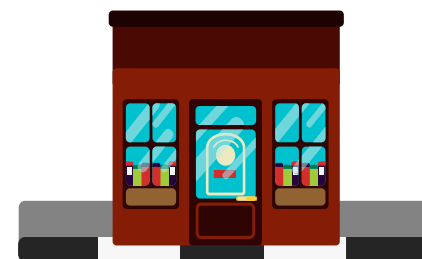
68%

Health



62%

Charitable and voluntary-sector development



50%

Education



42%

Accommodation & Housing



36%

Environment




34%

Arts & Culture



24%

Law and Policy



20%

Community Benefit



18%

Recreation & Leisure



12%

International Development



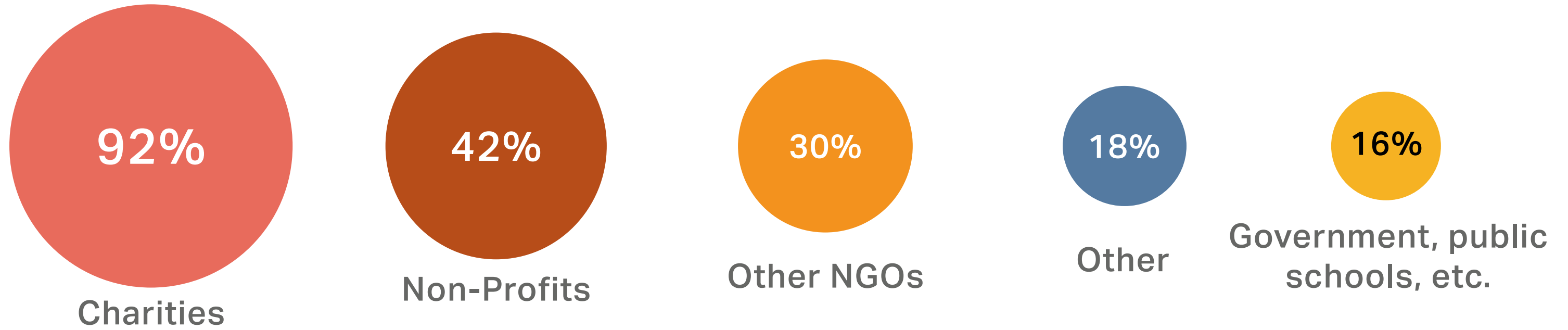
8%

Religious Organizations



4%

Percentage of funders supporting each category of organization



What actions are funders taking to stabilize, recover, and rejuvenate from COVID-19?

