

CAF WORLD GIVING INDEX 2021

A global pandemic
special report

June 2021

CONTENTS

Foreword	3
About this report	4
Solidarity across the globe	5
Key Findings	6
The CAF World Giving Index	7
The world's highest scoring countries	7
The world's lowest scoring countries	8
Global Scores Over Time	10
Risers and Fallers	13
Helping a Stranger	14
Donating Money	15
Volunteering Time	16
Methodology	17
CAF World Giving Index full table	18

Copyright © Charities Aid Foundation 2021

All rights reserved. No part of this publication may be reproduced, stored in a retrieval system, or transmitted in any form or by any means, including electronic, mechanical, photocopying, recording or otherwise, without the prior written permission of the copyright owner.

FOREWORD

The results of this year's Charities Aid Foundation World Giving Index are, like the past year itself, truly remarkable. The ravages of Covid-19 on charitable giving around the globe are laid bare in the pages of this report. Many of the countries that have been stalwarts of our straight-forward gauge of global generosity over the past decade have fallen not just out of the top 10, but the top 20.

Does this mean the people in these countries have become less generous as the pandemic took hold? What conclusions can we draw from these results? And, perhaps most crucial of all, will charities need to absorb the impact of the pandemic on their ability to help others for years to come?

Our domestic research in various countries that form part of the CAF Global Alliance tells us that willingness to give was not drastically diminished, it was opportunity that went missing – the chance to give that had to be sacrificed as countries locked down their people and their economies.

While those lockdowns undoubtedly saved lives, they also shut off myriad everyday opportunities to give. The sponsored events, the retail income that charities are able to raise, and the need to shield vulnerable elderly populations who make up significant numbers of volunteers all added up to a funding crisis that continues to haunt charities and their beneficiaries around the world.

This year's results do, however, carry elements of hope and cause for celebration when we examine the tremendous giving cultures in countries where the pandemic has taken a different path. The importance of donations linked to faith can be seen once again in Indonesia, Thailand and elsewhere. The pan-African tradition of ubuntu is evident in the rankings of Kenya and other sub-Saharan nations. The number of people who reported helping a stranger stands at a staggering 55%, the highest figure we have recorded in our annual survey and one that speaks to the wave of genuine concern for our neighbours that so many of us witnessed in our day to day lives.

At the Charities Aid Foundation, we have seen countless moments of incredible generosity as our clients, both individuals and businesses, responded at pace to the need on the ground around the world and I am proud of our unique expertise in cross-border giving that enabled us to send record amounts to some of the most vulnerable communities on our shared planet. We are committed to using this research to both inform and advance our vision to connect donors and charities in order to accelerate social progress across the world as we emerge from one of the most unsettling times in living memory.



Neil Heslop
Chief Executive
Charities Aid Foundation

ABOUT THIS REPORT

Background

CAF has been producing its World Giving Index for more than a decade. The first CAF World Giving Index was published in the wake of the global financial crisis, and now this long running study has given us the opportunity to look at how a new global crisis – the Covid-19 pandemic – has impacted giving around the world.

This report provides insight into the scope and nature of giving around the world and looks at three aspects of giving behaviour. The questions that lie at the heart of the report are:

Have you done any of the following in the past month?



Helped a stranger, or someone you didn't know who needed help?



Donated money to a charity?



Volunteered your time to an organisation?

The report includes the results of 1.6 million individuals interviewed across the globe since 2009.

The result is one of the biggest surveys into giving ever produced.

All fieldwork has been conducted by the market research firm, Gallup¹, as part of its World Poll initiative².

As the pandemic unfolded in March 2020, Gallup paused data collection to conduct a risk assessment and put in place contingency plans for continuing the research. By May 2020, Gallup decided that continuing with face to face interviewing (the usual data collection method in

Central and Eastern Europe, Latin America, former Soviet states, developing Asia, the Middle East and Africa) was not safe or appropriate. Gallup initiated its contingency data collection plans and moved to an entirely telephone based methodology. The change in methodology is not considered to have had a material impact on the findings detailed in this report.

In each country, all eligible landline and mobile service providers were included in the sample and coverage includes rural areas.

CAF World Giving Index ranking and scores

In order to establish a rounded measure of giving behaviour across the world, the CAF World Giving Index relies on a simple averaging of the responses from the three key questions asked in each country. Each country is given a percentage score and countries are ranked on the basis of these scores. In 2019, CAF published a ten year anniversary issue of the Index which aggregated the survey's findings over the course of a decade.

About us

Charities Aid Foundation (CAF) is a leading international charity registered in the United Kingdom, with nine offices covering six continents. We work with partners across industry, government and individual philanthropists to ensure vital funding reaches charities around the world. This enables us to deliver on what we strive to be all about – which is to play our part in providing a fair and sustainable future for all.

We are CAF and we make giving count.

¹ Gallup website: www.gallup.com/home.aspx

² Gallup World Poll website: <https://www.gallup.com/analytics/318875/global-research.aspx>

SOLIDARITY ACROSS THE GLOBE

The CAF World Giving Index offers a unique glimpse of global trends in generosity. It enables us to provide answers to questions about where people are most likely to engage in social activities for the benefit of their communities and to champion the growth of global giving.

The extraordinary events of the past year have reinforced what we have observed for some time, that civil society has historically existed and collaborated on an international level. It provides major hubs and platforms for cross-border giving, enabling all kinds of acts of solidarity across the globe. The significance and importance of this ability to act across borders has become more apparent than ever during the Covid-19 pandemic, as societies and communities around the world have found themselves in need of support or in a position to offer it to others.

To help maximise the potential that exists around the globe, CAF works to ensure the safe and effective cross border delivery of donor funds to charities. In 2019/2020 that work resulted in over £700 million granted by the CAF Group into over 100 countries.

CAF has consistently called for governments, policy makers and international funders to ensure the building blocks are in place to allow not only cross-border giving to flourish, but for local, middle-class giving to be nurtured in order to build sustainability. To arrive there;

Governments need to:

- make sure that civil society organisations are **regulated in a fair, consistent and open way**
- **make it easy for people to give** and offer incentives for giving where possible
- **promote civil society** as an independent voice in public life and **respect the right** of not-for-profit organisations to speak out on important issues

International funders need to:

- **fund organisations which support donors and civil society organisations** in building resilience and the infrastructure that can continue to generate funds for civil society even after aid ends
- **fund local organisations directly** to improve the accountability and efficiency of aid
- recognise the importance of **helping grantees to build sustainable domestic support** and fund accordingly

Civil society organisations need to:

- **ensure good governance and be honest about impact** to build public trust in civil society organisations
- **meaningfully engage local communities in decision making** so civil society becomes locally owned
- recognise and **build on traditional forms of giving** to create organisations and a culture of giving which works to the strengths of the local context, helping them not only to survive but thrive.

KEY FINDINGS

The most generous country in the world is Indonesia.

Indonesia is ranked first in the CAF World Giving Index with a score of 69, up from 59 the last time a yearly Index was published in 2018, when it also ranked first in the Index. More than eight in 10 Indonesians donated money this year and the country's rate of volunteering is more than three times the global average.

The Top 10 most generous countries has changed substantially in 2020.

Many of the countries which have consistently featured in the Top 10 have fallen far down the rankings in this report. The United States of America, the United Kingdom, Canada, Ireland and the Netherlands have all seen significant decreases in their Index scores. After bouncing back from a decline in 2016, each was recorded as being on a slight downward trend from 2018, but 2020 saw a sharp move down the rankings. In their place are several countries new to the Top 10 – Nigeria, Ghana, Uganda and Kosovo.

Like much of the Western world, Australia and New Zealand also saw declines in scores since 2018 and the Index for both countries remains below their long term average. However, both remain in this year's Top 10 – the only high income countries to do so. The resilience of giving in Australia and New Zealand highlighted in this report likely represents the timing of the survey in those countries, which was undertaken in the weeks before the peak of the first wave of the pandemic. Additionally, in Australia, there was a widespread and generous response to the bushfires in early 2020.

More than three billion people helped someone they didn't know in 2020.

Globally, more people reported that they helped a stranger in 2020 than we have ever recorded before in the CAF World Giving Index. Helping a stranger is the most commonly performed of giving behaviours across the world – over half (55%) the world's adult population did so in 2020, equating to more than three billion people.

Despite, or perhaps because of, the pandemic, donating money is up across the globe.

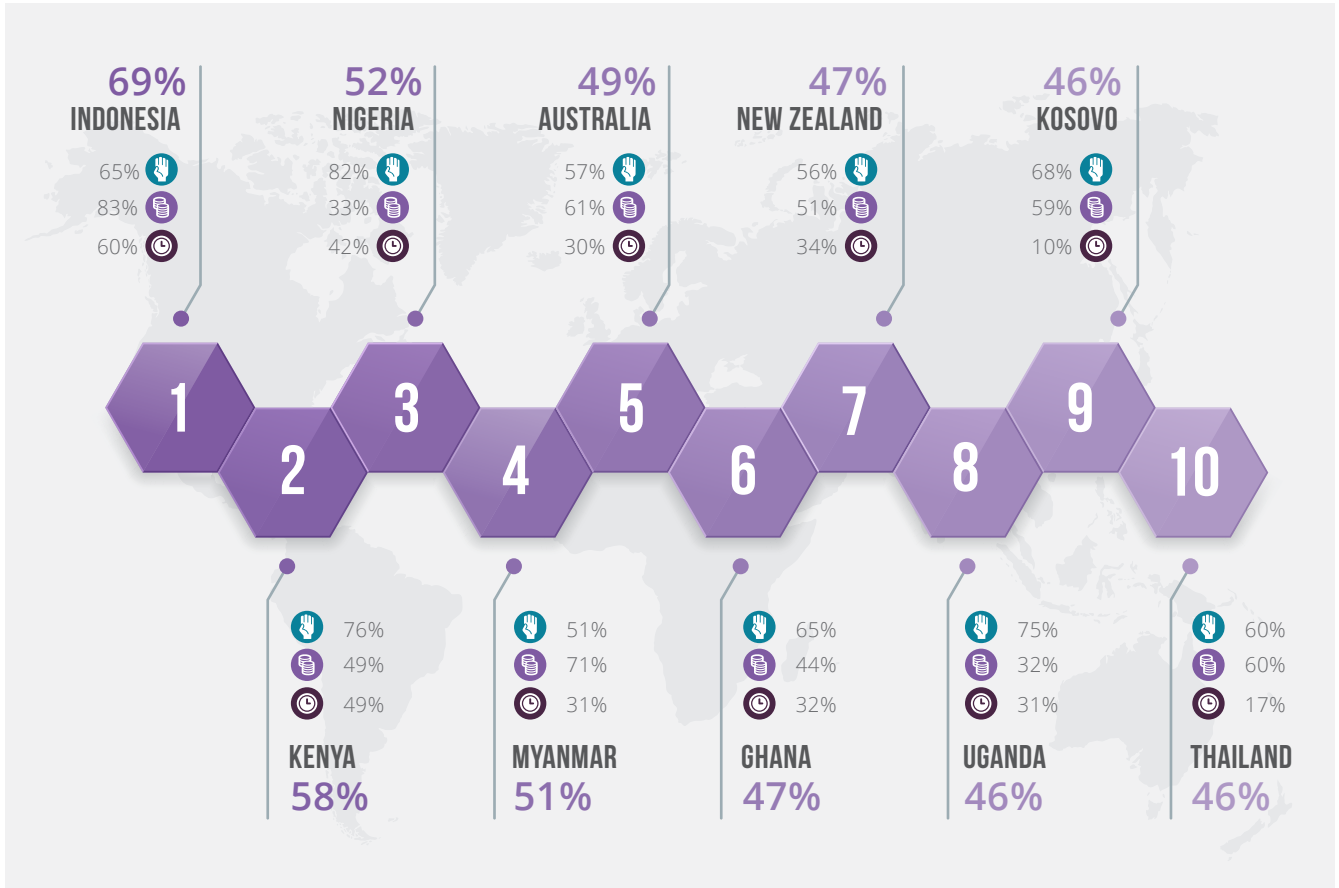
More people donated money in 2020 than had done so in the last five years (31%) whilst levels of volunteering in 2020 remained relatively unaffected at the global level. However, this finding disguises what are very significant changes in the overall Index this year.



THE CAF WORLD GIVING INDEX

The world's most generous countries

Figure 1: Highest scoring countries in 2020



Fieldwork was conducted during 2020. People were asked about their participation in each of the three giving behaviours in the month prior to interview. Scores are shown to the nearest whole number but the rankings are based on scores calculated to two decimal places.

Indonesia has the highest Index score overall with an improved score of 69, up from 59 the last time a yearly Index was published in 2018. More than eight in 10 Indonesians donated money in 2020 and the country has a much higher than average rate of volunteering.

Zakat is a traditional form of Islamic charity practised widely in Indonesia, the proceeds of which are redistributed to the needy. Reports suggest that Zakat payments globally were particularly high in 2020 as a response to the pandemic³. In Indonesia, there were calls from Indonesian religious authorities for people to use such payments to help people in their communities who were experiencing hardships as a result of the economic slump caused by the pandemic⁴.

Although Indonesia remains at #1, the Top 10 highest scoring countries changed substantially during 2020. Against a backdrop of lockdowns and restrictions, most of the Western countries which usually occupy the Top 10 have fallen down the rankings, likely due in large part to the effects of the coronavirus pandemic. For example, the United States has fallen to place 19th in the world, having previously consistently placed in the Top 5 (data collection in the United States took place between February and May 2020 as the pandemic unfolded).

3 <https://zakat.unhcr.org/wp-content/uploads/2021/03/UNHCR-Islamic-Philanthropy-2021-Annual-Report.pdf>

4 <https://www.aa.com.tr/en/asia-pacific/indonesia-muslim-body-for-using-zakat-to-fight-slump/1808670>

In future reports, we will watch to see whether there will be a return to a more traditional Top 10 – the pandemic may provide the world’s wealthier nations with an impetus to reverse past trends that showed a decline in giving.

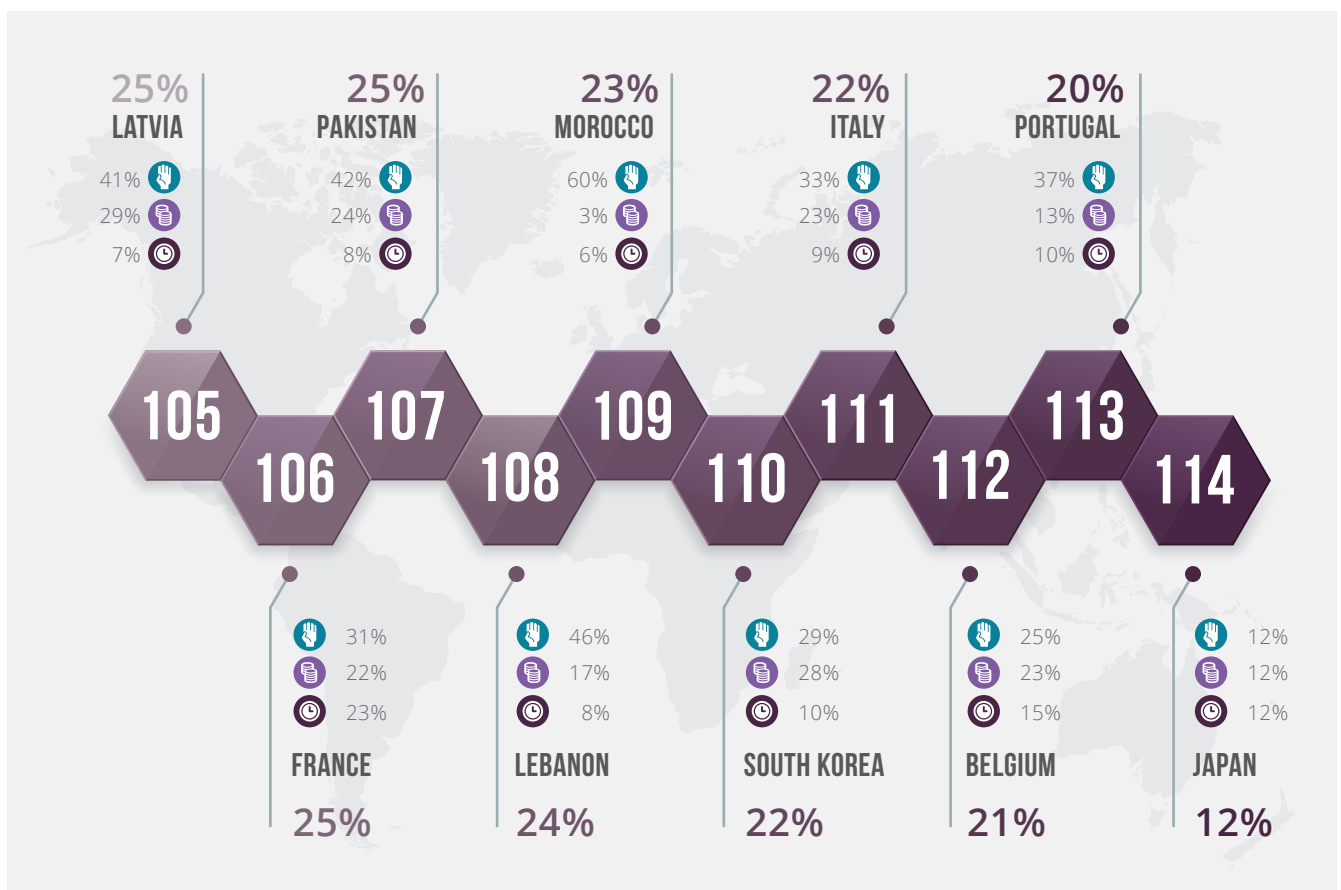
The notable exceptions to this big shift in the rankings are Australia and New Zealand. The resilience of giving in these two countries likely reflects the timing of the survey which was undertaken in the weeks before the peak of the first wave of the pandemic. Additionally, in Australia, there was a widespread and generous response to the bushfires in early 2020.

In the place of those countries which are usually to be found in the Top 10 (United States of America, United Kingdom, Ireland, Canada, the Netherlands) several countries which have never been in the Top 10 before are now ranked amongst the most generous countries in the world. Nigeria is one such country. Nigeria has risen to rank #3, up from #16 the last time a yearly Index was published in 2018. All three of Nigeria’s scores increased in 2020, but particularly helping a stranger and volunteering time. Nigeria is believed to have up to 80,000 non-profit organisations across the country. A recent survey of 132 charities in Nigeria found that many had been involved in creating awareness of the pandemic and distributing Personal Protective Equipment (PPE)⁵.

Likewise, Ghana – also in the Top 10 for the first time – saw an increase in donating money when many Ghanaians gave in support of efforts to fight the pandemic⁶.

The world’s lowest scoring countries

Figure 2: Lowest scoring 10 countries in 2020



Fieldwork was conducted during 2020. People were asked about their participation in each of the three giving behaviours in the month prior to interview. Scores are shown to the nearest whole number but the rankings are based on scores calculated to two decimal places.

5 <https://nnngo.org/wp-content/uploads/2020/11/civil-society-spending-on-covid-19.pdf>

6 <https://wacsi.org/wp-content/uploads/2021/04/Local-Giving-During-COVID-19-in-Ghana-Uncovering-the-Potential-of-Domestic-Resource-Mobilisation-in-Ghana-1.pdf>

As with the Top 10 most generous countries, the bottom 10 countries appear on the surface to have little in common. Some are blighted by poverty and unrest (such as Lebanon) whilst for others the reasons are more likely to be cultural (e.g. France, Italy and Belgium).

Japan scores the lowest of all the countries with an Index of 12, down from 22 in 2018. Japan has historically had an unusually limited civil society for an advanced industrialised nation – the rules around charitable giving are complex, expectations of state provision are high, and organised nonprofits are a relatively new phenomena⁷.



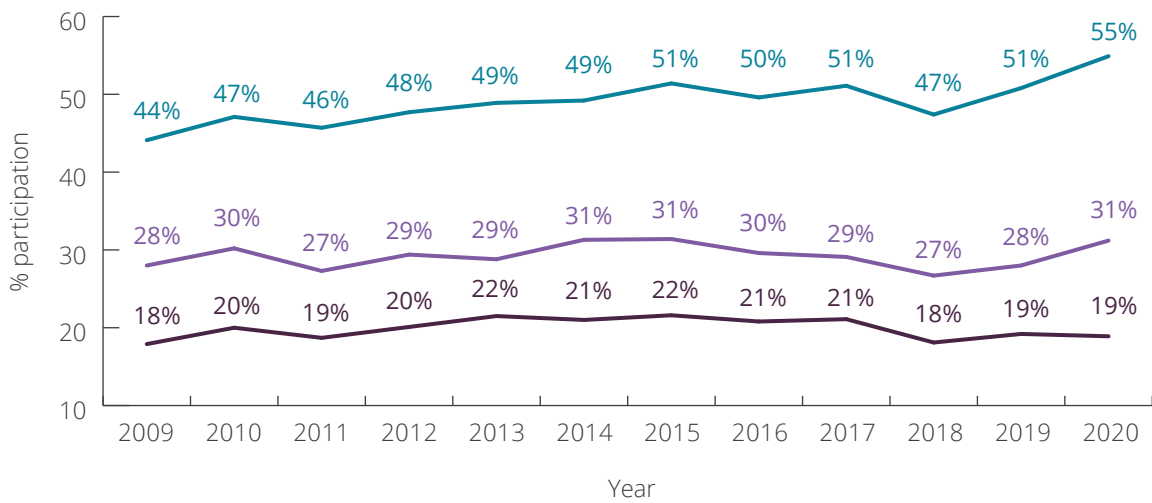
7 https://www.jstage.jst.go.jp/article/janpora/4/1/4_1_39/_pdf

GLOBAL SCORES OVER TIME



Figure 3

Global scores over time



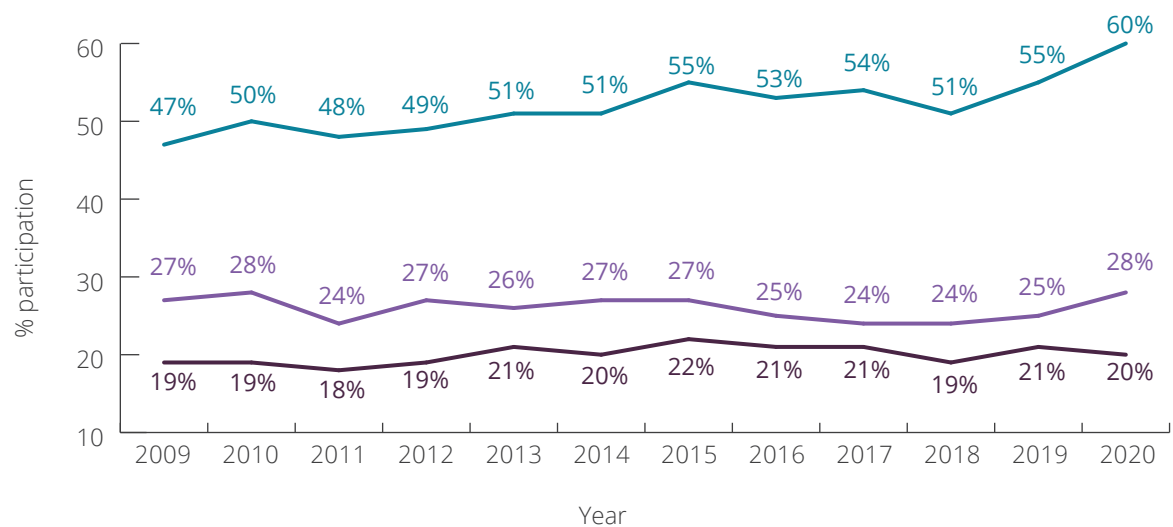
Participation in the three giving behaviours dropped across the globe in 2018, but has since increased for donating money and volunteering.

As communities all over the world came together to offer mutual assistance during the pandemic, more than half (55%) of the world's adults reported helping someone they didn't know in 2020 – the highest proportion recorded to date in the CAF World Giving Index. This means that more than three billion people helped a stranger in 2020, making it the most commonly performed of the three giving behaviours measured as part of the Index.

Similarly, more people donated money in 2020 than had done so in the last five years (31%). Levels of volunteering in 2020 are broadly unchanged at the global level.

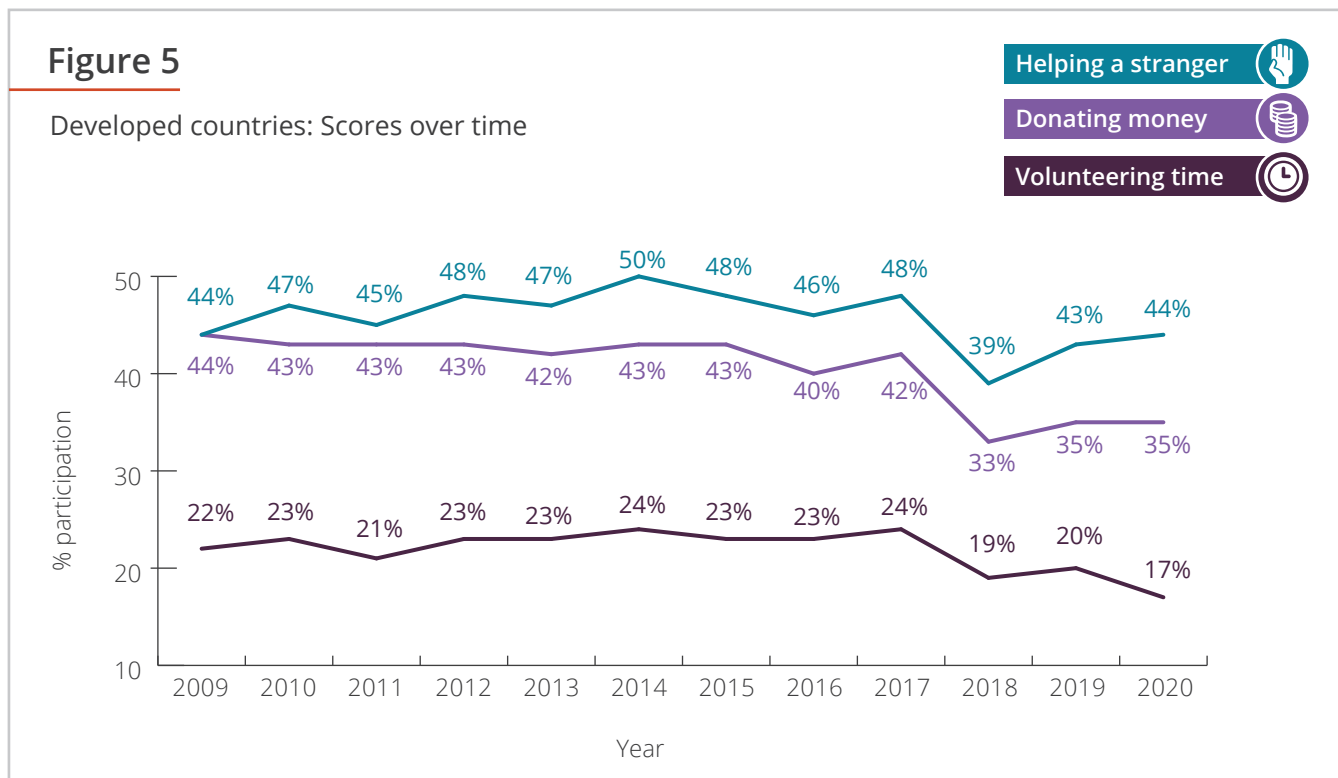
Figure 4

Developing countries: Scores over time



During the early months of the pandemic, fatality rates were orders of magnitude higher in developed countries than they were in the developing world, where a younger population, amongst other factors, may have contributed to the lower initial death tolls. Nevertheless, many developing countries implemented lockdown policies, which brought with them the inevitable accompanying economic problems⁸. Despite these problems, across developing countries there has been a clear increase in the donating of money, and of helping people, as Figure 4 shows. It is these increases which drove up the overall global scores in 2020.

Whilst participation has increased in the developing world, it has been declining in many developed countries for several years. Figure 5 shows a significant drop between 2017 and 2018 in each of the giving behaviours across the developed world. Although there was some improvement in 2019, this stalled in 2020, perhaps because there were limited opportunities to give to charity, to volunteer, or to help people during the long periods of lockdown.



8 <https://commonslibrary.parliament.uk/coronavirus-in-developing-countries/>

RISERS AND FALLERS

This section looks at which countries have most increased their World Giving Index score over the past five years. Countries which have a score for at least four of the last five years (including both 2016 and 2020) have been ranked according to the improvement in their overall Index over that period.

Compared to 2016, Georgia and Paraguay have seen the biggest increase in the overall Index.

Other countries which have seen a notable improvement over time include China. The country's Charity Law, introduced in 2016, was the first piece of legislation to regulate Chinese charities. Prior to the enactment of the law, only a very small number of organisations were permitted to carry out public fundraising in China, and these were mostly government backed⁹. The new regulation is explicitly designed to develop the philanthropic landscape in China and may be partially responsible for the significant increase in China's score for donating money since 2016 .

Some of the countries with very well established charitable traditions and highly developed civic infrastructure are amongst this year's biggest fallers. The United States of America, always previously in the overall Top 10 Index (and sometimes ranked #1) has seen a significant decline across all three scores since 2016 – a trend which accelerated in 2020. Canada and Ireland, too, have dropped far down the rankings and are amongst 2020's biggest fallers.

The biggest decline overall is in Hong Kong which saw a significant drop in all its scores in 2020.



BIGGEST RISERS

-
-
-
-
-
-
-
-
-
-
-
-
-
-
-
-
-
-
-
-

- 1 Georgia
- 2 Paraguay
- 3 Ethiopia
- 4 Bulgaria
- 5 Vietnam
- 6 Serbia
- 7 Bangladesh
- 8 China
- 9 Ukraine
- 10 India

-
-
-
-
-
-
-
-
-
-
-
-
-
-
-
-
-
-
-
-

- 10 Switzerland
- 9 Ireland
- 8 Netherlands
- 7 United States of America
- 6 Myanmar
- 5 Belgium
- 4 Germany
- 3 Canada
- 2 Malta
- 1 Hong Kong



BIGGEST FALLERS

9 <https://www.icnl.org/wp-content/uploads/China-FAQ-Charity-Law.pdf>

HELPING A STRANGER



More people helped a stranger in 2020 than at any time since 2009.

Six of the 10 countries where people are most likely to help a stranger are located in Africa. This is likely to be as a result of ubuntu which exists, although referred to differently, across almost all of Africa and is a philosophy by which people live. Ubuntu can be described as the capacity in an African culture to express compassion, reciprocity, dignity, humanity and mutuality in the interests of building and maintaining communities with justice and mutual caring¹⁰.

Other countries featuring in the Top 10 are Georgia and Tajikistan, Iraq, and the Dominican Republic. The country where people are least likely to help a stranger is Japan. Hong Kong (which has experienced significant unrest since 2019 over concerns that its autonomy is subject to increasing interference from China) is also found in the Bottom 10, although it usually ranks much higher on this measure.

The list of countries where people are least likely to help a stranger is otherwise dominated by European countries.


Fieldwork was conducted during 2020. People were asked whether they had helped a strange in the month prior to interview. Scores are shown to the nearest whole number but the rankings are based on scores calculated to two decimal places.

Table 1: Top 10 countries by participation in helping a stranger



Helping a stranger by country and ranking			People (%)
Nigeria	1		82%
Cameroon	2		78%
Iraq	3		78%
Georgia	4		76%
Zambia	5		76%
Kenya	6		76%
Uganda	7		75%
Egypt	8		71%
Tajikistan	9		70%
Dominican Republic	10		70%

Table 2: Bottom 10 countries by participation in helping a stranger



Helping a stranger by country and ranking			People (%)
Hong Kong	105		37%
Iceland	106		35%
Netherlands	107		35%
Italy	108		33%
Slovenia	109		33%
France	110		31%
Switzerland	111		30%
South Korea	112		29%
Belgium	113		25%
Japan	114		12%

10 https://en.wikipedia.org/wiki/Ubuntu_philosophy

DONATING MONEY



More than three in ten adults around the world donated money to charity in 2020.

Indonesia occupies the world's #1 spot for donating money, likely driven by religious giving as discussed in section 1.

Myanmar has frequently held the top spot for donating money, due to the quasi-mandatory religious giving that forms part of the Theravada branch of Buddhism, and that is practised by up to 90% of people in Myanmar. (Interviewing took place towards the end of 2020, just before the recent coup d'état).


Theravada Buddhism is also practiced by most people in Thailand, reflected in the high score for donating money in this country.

The United Kingdom, Iceland and The Netherlands are still amongst the top countries for donating money. However, each country has seen a significant decrease in the proportion of people making donations.

Countries where people are least likely to donate money include both the very rich (Japan) and the very poor (Mali). Different religious and cultural beliefs may contribute to why a population is less likely to donate money. However, most of the countries in the Bottom 10 are lower- or middle-income in reality, even if, like Gabon ¹¹, they have a high GDP per capita.


Fieldwork was conducted during 2020. People were asked whether they had donated money to a charity in the month prior to interview. Scores are shown to the nearest whole number but the rankings are based on scores calculated to two decimal places.

Table 3: Top 10 countries by participation in donating money



Donating money by country and ranking			People (%)
Indonesia	1		83%
Myanmar	2		71%
Australia	3		61%
Thailand	4		60%
Kosovo	5		59%
United Kingdom	6		59%
Iceland	7		56%
Netherlands	8		56%
New Zealand	9		51%
Bahrain	10		51%

Table 4: Bottom 10 countries by participation in donating money



Donating money by country and ranking			People (%)
Jordan	105		13%
Portugal	106		13%
Japan	107		12%
Benin	108		12%
Gabon	109		12%
Greece	110		12%
Mali	111		11%
Georgia	112		9%
Tunisia	113		8%
Morocco	114		3%

11 <https://www.cia.gov/the-world-factbook/countries/gabon/#economy>

VOLUNTEERING TIME



Globally, nearly a fifth of all adults volunteer.

Since 2018, the global rate of volunteering has been slightly lower than in most previous years. Nevertheless, just under one in five adults around the world volunteered their time in 2020, despite the barriers that the pandemic presented to many volunteering activities. Indonesia currently has the highest levels of volunteering, showcasing Indonesians enthusiasm for gotong-royong, a practice of mutual aid across islands, ethnicity and religions, particularly during times of emergency¹².

Tajikistan and Kenya are ranked second and third. A former Soviet satellite state, people in Tajikistan are often expected to undertake collective labour in the form of Subbotniks.

In 2020, Jordan had the lowest participation rates for volunteering, at just 5% of adults.

China has previously ranked in last place (#125) for volunteering over the ten years between 2009 and 2019, but it has now risen to rank #73. Having previously been the only country in the world to have featured in the lowest scoring countries for each of the giving behaviours, it no longer appears in any of the Bottom 10 lists.

Fieldwork was conducted during 2020. People were asked whether they had volunteered their time to an organisation in the month prior to interview. Scores are shown to the nearest whole number but the rankings are based on scores calculated to two decimal places.

Table 5: Top 10 countries by participation in volunteering time

		
Volunteering time by country and ranking		People (%)
Indonesia	1	60%
Tajikistan	2	49%
Kenya	3	49%
Nigeria	4	42%
Mongolia	5	42%
India	6	34%
Georgia	7	34%
New Zealand	8	34%
Nepal	9	33%
Ghana	10	32%

Table 6: Bottom 10 countries by participation in volunteering time

		
Volunteering time by country and ranking		People (%)
Lebanon	105	8%
Pakistan	106	8%
Croatia	107	7%
Romania	108	7%
Latvia	109	7%
Bosnia and Herzegovina	110	7%
Hong Kong	111	6%
Morocco	112	6%
Serbia	113	5%
Jordan	114	5%

¹² <https://bbs.binus.ac.id/international-business/2020/11/gotong-royong-4-0-a-new-way-of-mutual-care-during-the-covid-19-pandemic/>

METHODOLOGY

The CAF World Giving Index is based upon data from Gallup's World View World Poll¹³, an ongoing research project that was carried out in 114 countries in 2020. Together those countries represent more than 90% of the world's population. The survey asks questions on many different aspects of life today including giving behaviour. The countries surveyed and questions asked in each region vary from year to year and are determined by Gallup. More detail on Gallup's methodology can be viewed online¹⁴.

In most countries surveyed, 1,000 questionnaires are completed by a representative sample of individuals living across the country. The coverage area is the entire country including rural areas. The sampling frame represents the entire civilian, non-institutionalised, aged 15 and older population of the entire country. In some bigger countries, larger samples are collected, while in a small number of countries, the poll covers 500 to 1,000 people but still features a representative sample. The survey is not conducted in a limited number of instances including where the safety of interviewing staff is threatened, sparsely populated islands in some countries, and areas that interviewers can reach only by foot, animal or small boat. In all, more than 121,000 people were interviewed by Gallup in 2020. Samples are probability-based and were carried out entirely by telephone due to the coronavirus pandemic.

In March 2020, as the pandemic unfolded, Gallup paused data collection to conduct a risk assessment and put in place contingency plans for continuing the research. In May 2020, Gallup resumed data collection using an entirely telephone based methodology. The key considerations when moving to telephone interviewing were the safety of interviewers and respondents, maintaining a high level of representativity, and high quality data collection.

There is a margin of error (the amount of random sampling error) inherent in the results for each country, calculated by Gallup at the 95% confidence level (the level of confidence that the results are a true reflection of the whole population). The maximum margin of error is calculated assuming a reported percentage of 50% and takes into account the design effect.

It is worth noting that in 2018, Gallup made substantial changes to the location of the series of items related to charitable giving within its World Poll questionnaire, across those countries where interviewing took place by telephone. It was unclear at that time whether these changes had some impact on the results. CAF is carefully monitoring the ongoing trends to detect any such impact. As a result, we have not published the individual country findings from the polling conducted in 2018.

Calculation of CAF World Giving Index ranking

The percentages shown in the Index and within this publication are all rounded to the nearest whole number or to one decimal place. However, the analysis conducted by CAF uses percentage scores calculated to two decimal places. Due to rounding, there are some occasions in the ranking of countries where two or more countries appear to have the same percentage but are not placed equally. This is because there is a small amount of difference in the numbers to two decimal places.









13 Gallup World Poll: <https://www.gallup.com/analytics/318875/global-research.aspx>









14 Gallup World Poll Methodology: <http://www.gallup.com/poll/105226/world-poll-methodology.aspx>









Details of each country's dataset available: <http://www.gallup.com/services/177797/country-data-set-details.aspx>

CAF WORLD GIVING INDEX FULL TABLE

Ranking and scores

Country	 Ranking	 Score	 Ranking	 Score	 Ranking	 Score	 Ranking	 Score
	Indonesia	1	69%	26	65%	1	83%	1
Kenya	2	58%	6	76%	13	49%	3	49%
Nigeria	3	52%	1	82%	46	33%	4	42%
Myanmar	4	51%	76	51%	2	71%	13	31%
Australia	5	49%	56	57%	3	61%	14	30%
Ghana	6	47%	25	65%	26	44%	10	32%
New Zealand	7	47%	66	56%	9	51%	8	34%
Uganda	8	46%	7	75%	48	32%	11	31%
Kosovo	9	46%	15	68%	5	59%	97	10%
Thailand	10	46%	44	60%	4	60%	58	17%
Tajikistan	11	45%	9	70%	97	16%	2	49%
Bahrain	12	45%	29	64%	10	51%	47	19%
United Arab Emirates	13	44%	20	66%	16	47%	41	21%
India	14	44%	41	61%	35	36%	6	34%
Ethiopia	15	44%	22	66%	36	36%	15	30%
Mongolia	16	44%	85	45%	27	44%	5	42%
Zambia	17	43%	5	76%	65	26%	16	28%
Cameroon	18	43%	2	78%	66	26%	25	24%
United States of America	19	43%	54	58%	24	45%	21	26%
Ukraine	20	43%	21	66%	28	43%	44	19%
South Africa	21	41%	23	65%	63	28%	12	31%
United Kingdom	22	41%	89	43%	6	59%	36	22%
Paraguay	23	41%	31	64%	34	37%	38	21%
Tanzania	24	40%	67	56%	14	48%	59	17%
Vietnam	25	40%	35	63%	40	35%	31	22%
Ireland	26	40%	78	49%	20	45%	20	26%
Nepal	27	40%	75	51%	41	35%	9	33%
Georgia	28	40%	4	76%	112	9%	7	34%
Uzbekistan	29	40%	58	57%	18	46%	62	16%
Malaysia	29	40%	68	55%	21	45%	43	19%
Chile	31	39%	18	67%	33	38%	76	14%
Iran	32	39%	38	62%	23	45%	92	11%
Dominican Republic	33	39%	10	70%	91	20%	17	28%
Iraq	34	39%	3	78%	67	26%	80	14%
Canada	35	38%	74	52%	25	44%	51	18%
Kyrgyzstan	36	38%	49	59%	45	34%	35	22%
Poland	37	38%	65	56%	37	36%	40	21%
North Macedonia	38	38%	62	57%	19	45%	94	11%
Netherlands	39	37%	107	35%	8	56%	39	21%
Denmark	40	37%	82	46%	17	46%	49	19%
Nicaragua	41	37%	37	63%	60	28%	42	20%
Namibia	42	37%	12	69%	95	17%	24	24%
Moldova	43	37%	11	70%	77	25%	64	16%

	 Ranking	 Score	 Ranking	 Score	 Ranking	 Score	 Ranking	 Score
Zimbabwe	44	37%	24	65%	94	18%	18	27%
Bulgaria	45	37%	30	64%	44	34%	89	12%
Iceland	46	36%	106	35%	7	56%	63	16%
Norway	47	36%	102	39%	12	49%	47	19%
Serbia	48	35%	69	54%	15	47%	113	5%
Saudi Arabia	49	35%	32	64%	61	28%	74	14%
Senegal	50	35%	13	68%	98	16%	37	21%
Colombia	51	35%	17	67%	82	22%	66	16%
Cote d'Ivoire	52	35%	28	65%	71	25%	79	14%
Venezuela	53	35%	14	68%	103	13%	29	23%
Brazil	54	35%	36	63%	70	26%	68	15%
Bolivia	55	35%	33	64%	84	22%	50	19%
Congo (Brazzaville)	56	35%	39	62%	92	19%	27	23%
Peru	57	34%	27	65%	89	21%	56	18%
Jamaica	57	34%	19	67%	102	13%	26	23%
Montenegro	59	34%	73	53%	31	39%	96	11%
Bosnia and Herzegovina	60	34%	77	50%	22	45%	110	7%
Mauritius	61	34%	83	46%	50	30%	22	25%
Austria	62	34%	94	42%	29	41%	54	18%
Sri Lanka	63	34%	81	49%	68	26%	19	26%
Sweden	64	34%	99	40%	11	49%	95	11%
Albania	65	33%	52	58%	49	31%	93	11%
Philippines	65	33%	40	62%	99	16%	28	23%
Russian Federation	67	33%	57	57%	58	28%	77	14%
Egypt	68	33%	8	71%	93	18%	101	10%
Bangladesh	69	33%	34	63%	81	22%	83	13%
Cyprus	70	32%	79	49%	51	30%	55	18%
Uruguay	71	32%	60	57%	72	25%	71	14%
Slovakia	72	32%	70	53%	56	29%	78	14%
Mexico	73	32%	47	60%	87	21%	67	16%
Argentina	74	32%	51	58%	86	21%	61	16%
Lao People's Democratic Republic	75	32%	96	42%	30	40%	75	14%
Algeria	76	31%	46	60%	100	16%	52	18%
Malta	77	31%	103	37%	32	39%	53	18%
Turkey	78	31%	48	59%	75	25%	99	10%
El Salvador	79	31%	63	56%	101	15%	34	22%
Mali	80	31%	55	58%	111	11%	23	24%
Finland	81	31%	93	42%	62	28%	33	22%
Hungary	82	31%	50	58%	75	25%	104	9%
Costa Rica	83	30%	53	58%	90	20%	87	12%
Estonia	84	30%	91	43%	53	29%	57	18%
Germany	85	30%	100	40%	42	34%	70	15%
Croatia	86	30%	72	53%	55	29%	107	7%
Taiwan, Province of China	87	30%	95	42%	39	35%	88	12%
Czech Republic	88	30%	86	45%	73	25%	45	19%
Tunisia	89	29%	16	68%	113	8%	90	12%
Ecuador	90	29%	61	57%	104	13%	60	17%
Benin	91	29%	43	61%	108	12%	82	13%

	 Ranking	 Score	 Ranking	 Score	 Ranking	 Score	 Ranking	 Score
Israel	92	28%	101	40%	47	33%	86	12%
Cambodia	93	28%	87	44%	64	28%	81	13%
Slovenia	94	28%	109	33%	52	29%	32	22%
China	95	28%	80	49%	85	22%	73	14%
Romania	96	28%	59	57%	88	21%	108	7%
Switzerland	97	28%	111	30%	38	36%	46	19%
Kazakhstan	98	28%	90	43%	54	29%	85	12%
Lithuania	99	28%	88	43%	74	25%	65	16%
Spain	100	27%	97	41%	69	26%	84	13%
Greece	101	26%	71	53%	110	12%	72	14%
Jordan	102	26%	42	61%	105	13%	114	5%
Gabon	103	26%	64	56%	109	12%	98	10%
Hong Kong	104	26%	105	37%	43	34%	111	6%
Latvia	105	25%	98	41%	57	29%	109	7%
France	106	25%	110	31%	83	22%	30	23%
Pakistan	107	25%	92	42%	78	24%	106	8%
Lebanon	108	24%	84	46%	96	17%	105	8%
Morocco	109	23%	45	60%	114	3%	112	6%
Republic of Korea	110	22%	112	29%	59	28%	100	10%
Italy	111	22%	108	33%	80	23%	103	9%
Belgium	112	21%	113	25%	79	23%	69	15%
Portugal	113	20%	104	37%	106	13%	102	10%
Japan	114	12%	114	12%	107	12%	91	12%

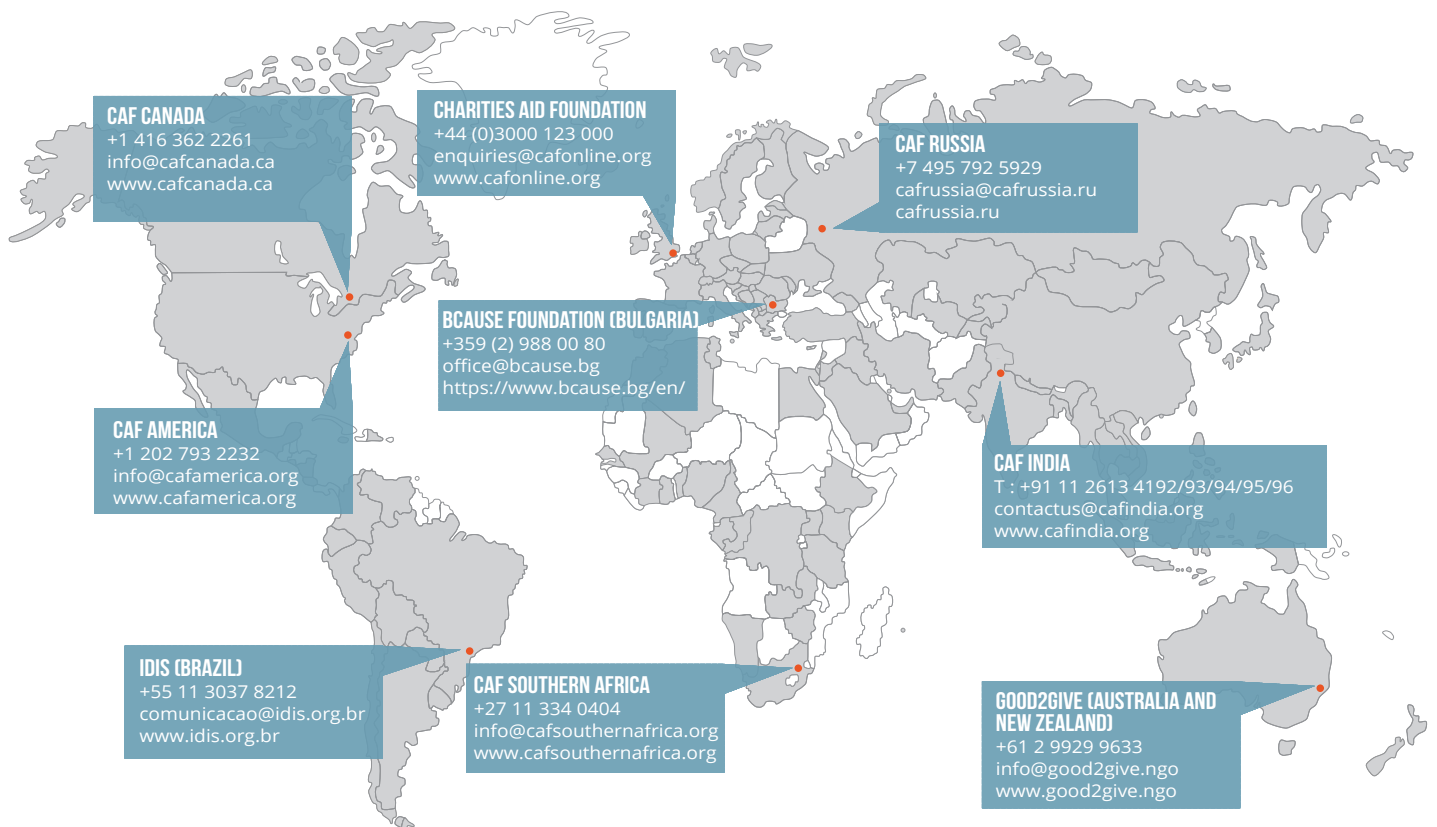
SURVEYED COUNTRIES

CAF World Giving Index 2021



Albania	Denmark	Jordan	North Macedonia	Turkey
Algeria	Dominican Republic	Kazakhstan	Norway	Uganda
Argentina	Ecuador	Kenya	Pakistan	Ukraine
Australia	Egypt	Kosovo	Paraguay	United Arab Emirates
Austria	El Salvador	Kyrgyzstan	Peru	United Kingdom
Bahrain	Estonia	Lao People's Democratic Republic	Philippines	United States of America
Bangladesh	Ethiopia	Latvia	Poland	Uruguay
Belgium	Finland	Lebanon	Portugal	Uzbekistan
Benin	France	Lithuania	Republic of Korea	Venezuela
Bolivia	Gabon	Malaysia	Romania	Vietnam
Bosnia and Herzegovina	Georgia	Mali	Russian Federation	Zambia
Brazil	Germany	Malta	Saudi Arabia	Zimbabwe
Bulgaria	Ghana	Mauritius	Senegal	
Cambodia	Greece	Mexico	Serbia	
Cameroon	Hong Kong	Moldova	Slovakia	
Canada	Hungary	Mongolia	Slovenia	
Chile	Iceland	Montenegro	South Africa	
China	India	Morocco	Spain	
Colombia	Indonesia	Myanmar	Sri Lanka	
Congo (Brazzaville)	Iran	Namibia	Sweden	
Costa Rica	Iraq	Nepal	Switzerland	
Cote d'Ivoire	Ireland	Netherlands	Taiwan, Province of China	
Croatia	Israel	New Zealand	Tajikistan	
Cyprus	Italy	Nicaragua	Tanzania	
Czech Republic	Japan	Nigeria	Thailand	
			Tunisia	

THE CAF INTERNATIONAL NETWORK





Charities Aid Foundation (CAF)
works with partners across industry,
government and with individual
philanthropists to ensure vital funding
reaches charities around the world.
Our mission is to create a fair and
sustainable future for all.

We are CAF and we make giving count.

www.cafonline.org